Akustikverkstan Lab AB
Kinnegatan 23, 531 33 Lidköping, Sweden, +46 510 - 911 44

johan.jernstedt@akustikverkstan.se
Direct: +46 510 78 54 03

SOUND ABSORPTION SVENHEIM TABLE AND FLOOR SCREENS

CONCLUSIONS

The sound absorption area of a number of table and floor screens in the Vesta and Vesta Lite product range, from Svenheim, has been measured according to the reverberation room method (ISO 354:2003) and evaluated according to ISO 20189:2018. The N_{10}-value, as used by the Swedish authority dealing with public purchasing, Kammarkollegiet, has been calculated. The screens are available in a large range of sizes. The sound absorption for a number of the available sizes between the tested sizes has been calculated in accordance with Annex E in ISO 20189:2018.

Detailed results are presented in the measurement protocols (M2-M11) belonging to this report. A summary is presented in the tables below.

Measurement protocol	Test object	Sound absorption area in frequency band (Hz)						N_{10}
		125	250	500	1000	2000	4000	
M2	Vesta Lite 800 x 650	0.08	0.10	0.21	0.41	0.73	0.98	48
M3	Vesta Lite 1400 x 650	0.16	0.15	0.34	0.69	1.2	1.6	30
M4	Vesta Lite 2000 x 650	0.30	0.30	0.48	0.96	1.7	2.4	21
M5	Vesta 800 x 650	0.23	0.37	0.59	0.81	0.85	0.93	17
M6	Vesta 1400 x 650	0.38	0.59	0.97	1.4	1.5	1.7	10
M7	Vesta 2000 x 650	0.55	0.85	1.5	2.0	2.2	2.4	6.7
M8	Vesta 800 x 1200	0.35	0.64	1.1	1.5	1.6	1.7	9.1
M9	Vesta 800 x 1700	0.43	0.89	1.5	2.2	2.3	2.5	6.5
M10	Vesta 1600 x 1200	0.68	1.3	2.2	2.9	3.2	3.6	4.5
M11	Vesta 1600 x 1700	0.94	1.8	3.3	4.0	4.5	4.9	3.1

Table 1: Summary of the results as practical absorption area as described in ISO 20189:2018 and as N_{10}-value as used by Kammarkollegiet.

Detailed results from the calculated sound absorption are presented in the protocols (M12-M30) belonging to this report with a summary in section *5 Results*.

1 CLIENT

Svenheim, Naujoji g. 132, LT-62175 Alytus, Lithuania
Contact: Gisle Kolbu, +37065763031, gisle@svenheim.no

2 ASSIGNMENT

To measure the sound absorption for a number of table and floor screens from Svenheim according to SS-EN ISO 354:2003. The measurements should be evaluated according to ISO 20189:2018 sound absorption area.

Akustikverkstan is accredited for ISO 20189:2018 and ISO 354:2003.

3 TEST OBJECTS

3.1 Vesta Lite

Vesta Lite is a table screen based on 16 mm chipboard core material covered with fabric laminated with10 mm foam. The measured screens used the fabric Kvadrat REMIX.



Figure 1: Build-up of Vesta Lite screens.

Vesta Lite was measured in three sizes; 800 x 650 (5.95 kg), 1400 x 650 (10.3 kg) and 2000 x 650 mm (15.3 kg).

Figure 2: Vesta Lite, view of edge.



Figure 3: Three Vesta Lite screens 2000 x 650 measured for sound absorption area (M4).

More images can be found in appendix 5.

3.2 Vesta

Vesta can be ordered both as table screens and floor screens. The screens are built up from a 30 x 60 mm wooden frame, filled with 30 mm rock wool and covered with a fabric laminated with 5 mm foam. The measured screens used the fabric Kvadrat REMIX.



Figure 4: Build-up of Vesta screens.

The Vesta screens were measured in seven sizes according to table 2 below.

Height (mm)	Width (mm)	Weight (kg)
650	800	4
650	1400	5,9
650	2000	8,5
1200	800	6,7
1700	800	9,6
1200	1600	12,6
1700	1600	16,4

Table 2: Size and weight of the tested Vesta screens.



Figure 5: Vesta, view of edge.



Figure 6: Four Vesta screens 1400 x 650 measured for sound absorption area (M6).

4 MEASUREMENT PROCEDURE

The absorption measurements were performed according to the standard SS-EN ISO 354:2003. The measurements were made with three speaker positions and four microphone positions. The results for sound absorption area were evaluated according to ISO 20189:2018. The test specimen area fulfils the requirements in SS-EN ISO 354:2003.

The measurements were performed by Johan Jernstedt 2024-10-28 in Akustikverkstan's reverberation room in Skultorp, Skövde, Sweden. More information on the test facilities can be found in Appendix 2.

The equipment used is presented in Appendix 3.

5 RESULTS

Detailed measurement results are available in the measurement protocols belonging to this report, 3793-M2 to M11. The results are only valid for the tested samples. The measurement accuracy is described in Appendix 4.

The sound absorption for four Vesta Lite screens and 15 Vesta screens has been calculated according to Annex E in ISO 20189:2018. A summary of the interpolated results is presented in table 3 below.

Protocol	Test object	Sound absorption area in frequency band (Hz)						N_{10}
		125	250	500	1000	2000	4000	
M12	Vesta Lite 1000 x 650	0.11	0.12	0.25	0.50	0.89	1.2	40
M13	Vesta Lite 1200 x 650	0.13	0.14	0.29	0.60	1.1	1.4	34
M14	Vesta Lite 1600 x 650	0.20	0.20	0.38	0.78	1.4	1.9	26
M15	Vesta Lite 1800 x 650	0.25	0.25	0.43	0.87	1.5	2.1	23
M16	Vesta 1000 x 650	0.27	0.44	0.72	1.0	1.1	1.2	14
M17	Vesta 1200 x 650	0.33	0.51	0.84	1.2	1.3	1.4	12
M18	Vesta 1600 x 650	0.43	0.67	1.1	1.6	1.7	1.9	8.8
M19	Vesta 1800 x 650	0.49	0.76	1.3	1.8	1.9	2.2	7.6
M20	Vesta 1000 x 1200	0.40	0.78	1.4	1.9	2.0	2.2	7.3
M21	Vesta 1200 x 1200	0.47	0.95	1.6	2.3	2.4	2.6	6.1
M22	Vesta 1400 x 1200	0.57	1.1	1.9	2.6	2.8	3.1	5.2
M23	Vesta 800 x 1500	0.40	0.78	1.4	1.9	2.0	2.2	7.3
M24	Vesta 1000 x 1500	0.49	1.0	1.7	2.4	2.5	2.8	5.8
M25	Vesta 1200 x 1500	0.63	1.2	2.1	2.8	3.0	3.3	4.8
M26	Vesta 1400 x 1500	0.74	1.4	2.5	3.2	3.5	3.9	4.1
M27	Vesta 1600 x 1500	0.84	1.6	2.9	3.6	4.0	4.4	3.5
M28	Vesta 1000 x 1700	0.58	1.2	2.0	2.6	2.8	3.1	5.1
M29	Vesta 1200 x 1700	0.72	1.4	2.4	3.1	3.4	3.8	4.2
M30	Vesta 1400 x 1700	0.83	1.6	2.8	3.5	3.9	4.4	3.5

Table 3: Summary of the results as practical absorption area as described in ISO 20189:2018 and as N_{10}-value as used by Kammarkollegiet.

6 COMMENTS

6.1 N_{10} value

The N_{10} value is a comparative value that applies to acoustic products with sound absorbing properties. *Kammarkollegiet*, the Swedish authority dealing with public purchasing, uses the value in their advice regarding purchasing of sound absorbers. The N_{10} value is calculated with the formula:

$$N_{10} = \frac{10}{A_{dim}}$$

A_{dim} is the average sound absorption area of the three 1/3 octave bands in the 500 Hz octave band. The N_{10} value is developed to be a single value metric for speech sound absorption and describes how many objects are needed to obtain 10 m^2 of sound absorption area in the 500 Hz octave band. If the sound absorption is lower in any octave above 500 Hz, the lower value will be used instead.

7 DEVIATIONS FROM THE STANDARDS

ISO 20189:2018 requires that the sound absorption in each frequency band is above 1 m^2. This is not the case for the lower frequencies.

This report should always be used in its complete context, even though the measurement protocols may be used independently.

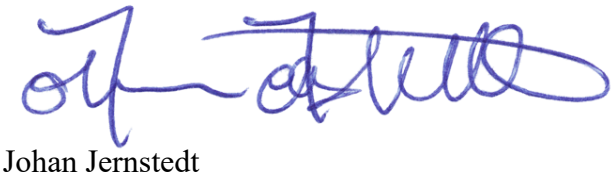

Johan Jernstedt

Reviewed by Staffan Andersson, 2024-10-30

APPENDIX 1: MEASURED REVERBERATION TIMES

f(Hz)	Empty	Vesta Lite 800 x 650	Vesta Lite 1400 x 650	Vesta Lite 2000 x 650	Vesta 800 x 650	Vesta 1400 x 650	Vesta 2000 x 650
50	8.19	7.73	7.66	7.52	7.51	6.97	6.63
63	8.57	8.12	8.26	8.19	7.75	7.48	6.98
80	8.02	7.68	7.42	7.13	6.97	6.74	6.58
100	7.52	7.14	6.73	6.33	6.36	6.08	5.96
125	7.07	6.10	5.99	5.63	5.47	5.11	5.09
160	5.57	5.15	5.13	4.98	4.17	4.30	4.14
200	5.67	4.94	4.95	4.77	4.02	4.06	3.98
250	5.37	5.07	5.13	4.78	4.21	4.05	4.02
315	5.57	4.99	4.97	4.82	3.84	3.76	3.63
400	5.29	4.51	4.55	4.45	3.56	3.43	3.33
500	4.75	4.07	3.98	4.02	3.15	3.01	2.88
630	4.37	3.61	3.56	3.47	2.83	2.75	2.57
800	4.71	3.68	3.59	3.55	2.88	2.68	2.58
1000	4.67	3.45	3.37	3.33	2.72	2.63	2.52
1250	4.16	3.01	2.89	2.85	2.50	2.39	2.32
1600	3.80	2.61	2.50	2.52	2.39	2.24	2.18
2000	3.38	2.35	2.28	2.22	2.23	2.10	2.03
2500	3.10	2.08	2.03	1.96	2.06	1.94	1.88
3150	2.63	1.79	1.76	1.72	1.83	1.73	1.66
4000	2.21	1.58	1.54	1.48	1.58	1.53	1.47
5000	1.79	1.33	1.29	1.26	1.35	1.29	1.25

Number of objects	0	6	4	3	6	4	3
Temperature (°C)	18.0	17.5	17.5	18.0	17.0	17.5	17.0
RH (%)	54	54	54	54	54	54	54

f(Hz)	Vesta 800x1200	Vesta 800 x 1700	Vesta 1600 x 1200	Vesta 1600 x 1700
50	7.23	7.21	6.50	6.04
63	7.60	7.48	6.97	6.58
80	7.18	6.71	6.51	6.20
100	6.34	6.21	6.19	5.67
125	5.31	5.49	5.23	4.91
160	4.22	4.35	4.44	4.03
200	3.97	3.96	3.97	3.66
250	3.90	3.83	3.76	3.34
315	3.72	3.66	3.72	3.30
400	3.36	3.29	3.30	2.80
500	2.89	2.76	2.92	2.47
630	2.58	2.57	2.54	2.13
800	2.64	2.50	2.60	2.25
1000	2.49	2.39	2.51	2.19
1250	2.33	2.25	2.38	2.00
1600	2.20	2.12	2.19	1.88
2000	2.03	1.98	2.05	1.74
2500	1.89	1.84	1.91	1.64
3150	1.69	1.65	1.69	1.46
4000	1.50	1.46	1.47	1.32
5000	1.27	1.25	1.27	1.14

Number of objects	4	3	2	2
Temperature (°C)	17.0	17.0	17.0	17.0
RH (%)	55	55	55	54

APPENDIX 2: INFORMATION ABOUT THE REVERBERATION ROOM

The reverberation room is rectangular, measuring Length x Width x Height = 5.85 x 4.65 x 7.35 m. The room volume is 200 m^3 and the total area of the walls, ceiling and floor is 209 m^2. There are 22 diffusors (size 0.775 x 1.25 m) randomly installed in the room. The reverberation time between 50 and 200 Hz is controlled with membrane absorbers on the walls.
The test specimen is put on the floor on the mounting area (10 m^2, 2.6 x 3.85 m) according to figure A2.1. The mounting area consists of a concrete slab that can be lowered up to 700 mm below the floor.

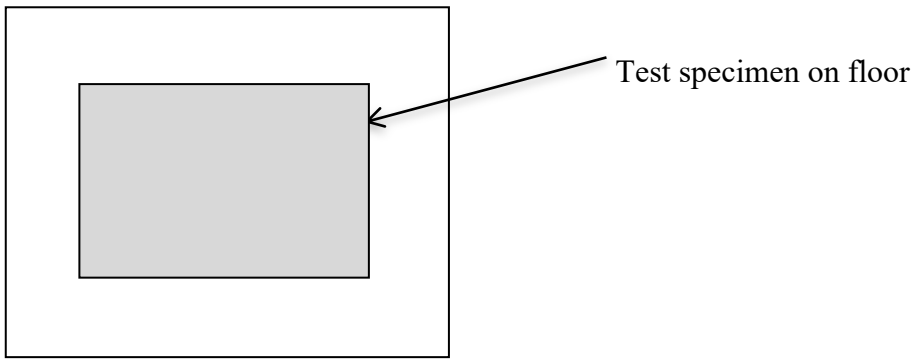

Figure A2.1: Plane drawing of the reverberation room with the positions of the test specimens.

APPENDIX 3: MEASUREMENT EQUIPMENT

Table A3.1 lists the equipment used during the measurements. The equipment fulfils class 1 according to SS-EN 61672-1, 60942 and 61260. Date for the latest calibration is available in the instrument journal of Akustikverkstan.

Instrument	Manufacture and type	Serial number	Internal designation
Measurement computer	HP Zbook		DA02
Front end	National Instruments NI 9234	1918620/190DB0B	AN05
Microphone	Roga MI-17	592	MI04
Microphone	Roga MI-17	3186	MI31
Microphone	Roga MI-17	594	MI06
Microphone	Roga MI-17	595	MI07
Speaker	IMA Kub 1	8	HÖ7
Speaker	IMA Kub 1	9	HÖ8
Speaker	IMA Kub 1	10	HÖ9
Equalizer	Monacor MEQ-2152	-	Lab
Amplifier	Denon POA-2200	-	Lab

Table A3.1: Equipment used during the measurements.

APPENDIX 4: MEASUREMENT UNCERTAINTY

The uncertainties in the measured sound absorption coefficients have been estimated to the values in table A4.1. The uncertainty corresponds to one standard deviation. The uncertainty in measured sound absorption area is calculated from the actual test sample area multiplied by the uncertainty below.

50 Hz	**63 Hz**	**80 Hz**	**100 Hz**	**125 Hz**	**160 Hz**	**200 Hz**
± 0.10	± 0.08	± 0.07	± 0.06	± 0.05	± 0.04	± 0.03
250 Hz	**315 Hz**	**400 Hz**	**500 Hz**	**630 Hz**	**800 Hz**	**1 kHz**
± 0.03	± 0.03	± 0.03	± 0.03	± 0.03	± 0.03	± 0.03
1.25 kHz	**1.6 kHz**	**2 kHz**	**2.5 kHz**	**3.15 kHz**	**4 kHz**	**5 kHz**
± 0.03	± 0.03	± 0.03	± 0.03	± 0.03	± 0.03	± 0.03

Table A4.1: Measurement uncertainty for each third octave.

APPENDIX 5: PHOTOS



Figure A5-1: Six Vesta Lite 800 x 650 mm (M2).



Figure A5-2: Four Vesta Lite 1400 x 650 mm (M3).



Figure A5-3: Six Vesta 800 x 650 mm (M5).



Figure A5-4: Three Vesta 2000 x 650 mm (M7).



Figure A5-5: Four Vesta 800 x 1200 mm (M8).



Figure A5-6: Three Vesta 800 x 1700 mm (M9).

Figure A5-7: Two Vesta 1600 x 1200 mm (M10).

Figure A5-8: Two Vesta 1600 x 1700 mm (M11).

Vesta Lite table screen 800 x 650

SOUND ABSORPTION AREA ACCORDING TO SS-EN ISO 354:2003 and ISO 20189:2018

Measurement of sound absorption area in a reverberation room

Ackred. nr. 10445
Provning
ISO/IEC 17025

Report number:
3793-M2
Date
2024-10-29

Frequency f [Hz]	Sound absorption area per object [m² Sabine]	
50	0.04	
63	0.04	0.04
80	0.03	
100	0.04	
125	0.12	0.08
160	0.08	
200	0.14	
250	0.06	0.10
315	0.11	
400	0.18	
500	0.19	0.21
630	0.26	
800	0.32	
1000	0.41	0.41
1250	0.50	
1600	0.65	
2000	0.69	0.73
2500	0.85	
3150	0.95	
4000	0.96	0.98
5000	1.02	

$N_{10} = 48$

Client:	Svenheim
Manufacturer:	Svenheim
Product identification:	Vesta Lite 800 x 650
Description of test specimen:	Table screen 800 x 650 x 38 mm consisting of a 16 mm chipboard, covered with Kvadrat REMIX fabric laminated with 10 mm foam.

Reverberation room volume:		200 m³
Temperature:	17.5 °C	(empty: 18.0 °C)
Air humidity:	54 %	(empty: 54 %)
Air pressure:	99.6 kPa	(empty: 99.6 kPa)
Number of objects:	6	

Measurement date:	2024-10-28
Measured by:	Johan Jernstedt

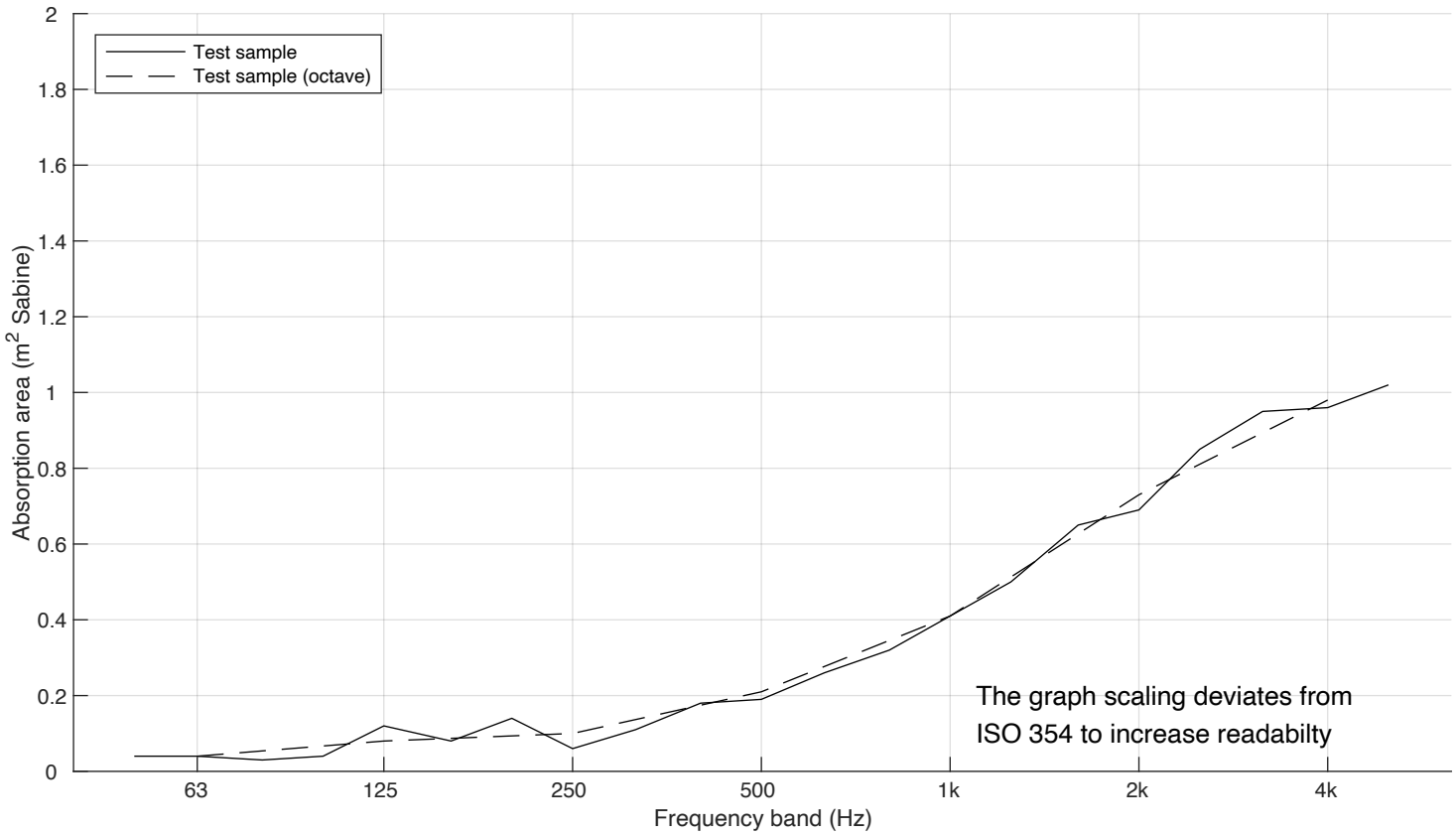

AKUSTIKVERKSTAN

RT20241028_0813_Tom_morgon.mat
RT20241028_0917_Vesta_Lite_800_x_650.mat

Vesta Lite table screen 1400 x 650

SOUND ABSORPTION AREA ACCORDING TO SS-EN ISO 354:2003 and ISO 20189:2018

Measurement of sound absorption area in a reverberation room

Ackred. nr. 10445
Provning
ISO/IEC 17025

Report number:
3793-M3
Date
2024-10-29

Frequency f [Hz]	Sound absorption area per object [m² Sabine]	
50	0.07	
63	0.04	0.06
80	0.08	
100	0.13	
125	0.21	0.16
160	0.13	
200	0.21	
250	0.07	0.15
315	0.18	
400	0.25	
500	0.33	0.34
630	0.43	
800	0.54	
1000	0.67	0.69
1250	0.86	
1600	1.10	
2000	1.15	1.2
2500	1.37	
3150	1.52	
4000	1.56	1.6
5000	1.70	

$N_{10} = 30$

Client:	Svenheim
Manufacturer:	Svenheim
Product identification:	Vesta Lite 1400 x 650
Description of test specimen:	Table screen 1400 x 650 x 38 mm consisting of a 16 mm chipboard, covered with Kvadrat REMIX fabric laminated with 10 mm foam.

Reverberation room volume:		200 m³
Temperature:	17.5 °C	(empty: 18.0 °C)
Air humidity:	54 %	(empty: 54 %)
Air pressure:	99.6 kPa	(empty: 99.6 kPa)
Number of objects:	4	

Measurement date:	2024-10-28
Measured by:	Johan Jernstedt

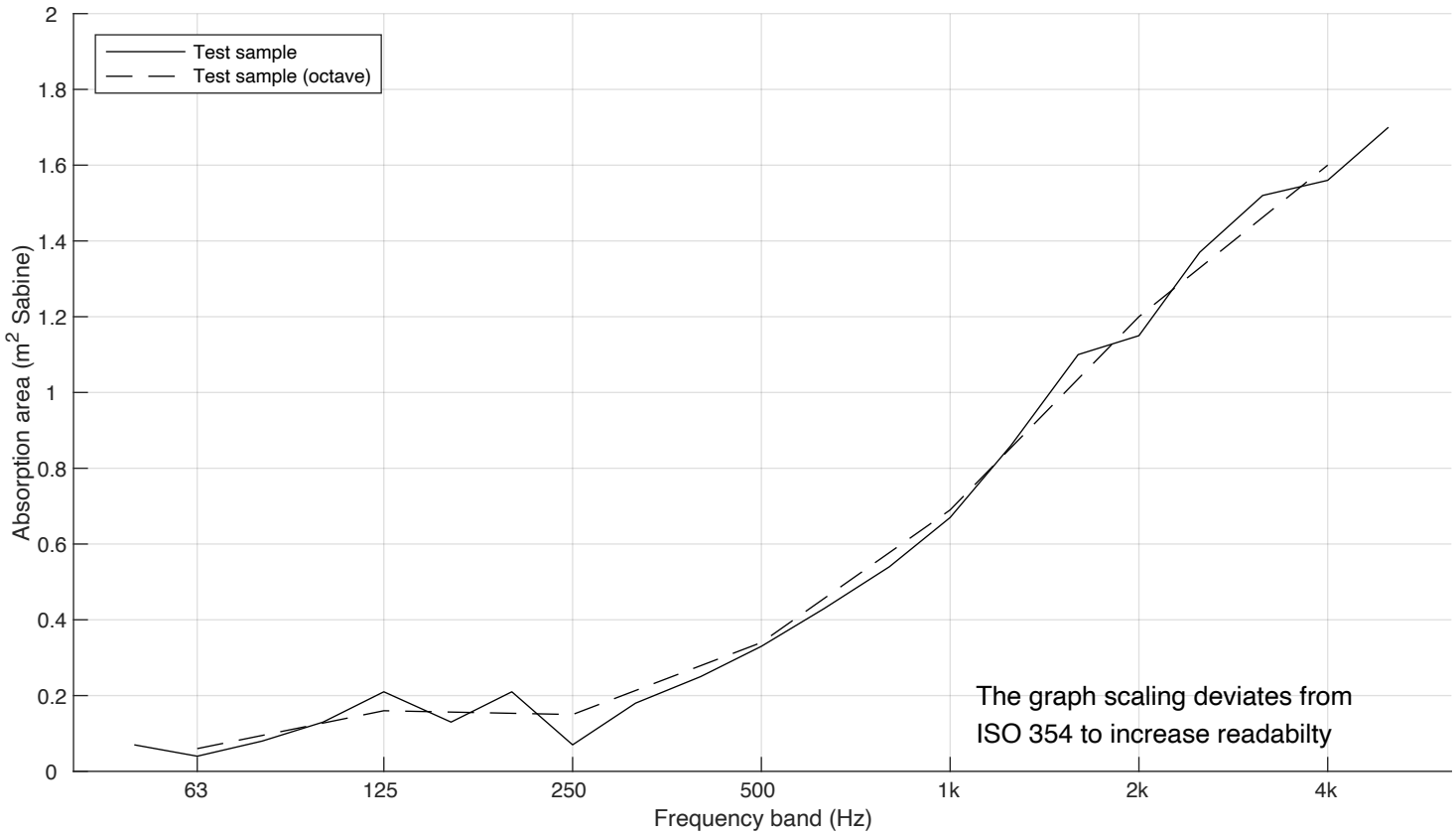

AKUSTIKVERKSTAN

RT20241028_0813_Tom_morgon.mat
RT20241028_0930_Vesta_Lite_1400_x_650.mat

Vesta Lite table screen 2000 x 650

SOUND ABSORPTION AREA ACCORDING TO SS-EN ISO 354:2003 and ISO 20189:2018

Measurement of sound absorption area in a reverberation room

Ackred. nr. 10445
Provning
ISO/IEC 17025

Report number:
3793-M4
Date
2024-10-29

Frequency f [Hz]	Sound absorption area per object [m² Sabine]	
50	0.12	
63	0.06	0.12
80	0.17	
100	0.27	
125	0.39	0.30
160	0.23	
200	0.36	
250	0.25	0.30
315	0.30	
400	0.38	
500	0.42	0.48
630	0.64	
800	0.75	
1000	0.93	0.96
1250	1.19	
1600	1.44	
2000	1.66	1.7
2500	2.03	
3150	2.17	
4000	2.42	2.4
5000	2.51	

$N_{10} = 21$

Client:	Svenheim
Manufacturer:	Svenheim
Product identification:	Vesta Lite 2000 x 650
Description of test specimen:	Table screen 2000 x 650 x 38 mm consisting of a 16 mm chipboard, covered with Kvadrat REMIX fabric laminated with 10 mm foam.

Reverberation room volume:		200 m³
Temperature:	18.0 °C	(empty: 18.0 °C)
Air humidity:	54 %	(empty: 54 %)
Air pressure:	99.6 kPa	(empty: 99.6 kPa)
Number of objects:	3	

Measurement date:	2024-10-28
Measured by:	Johan Jernstedt

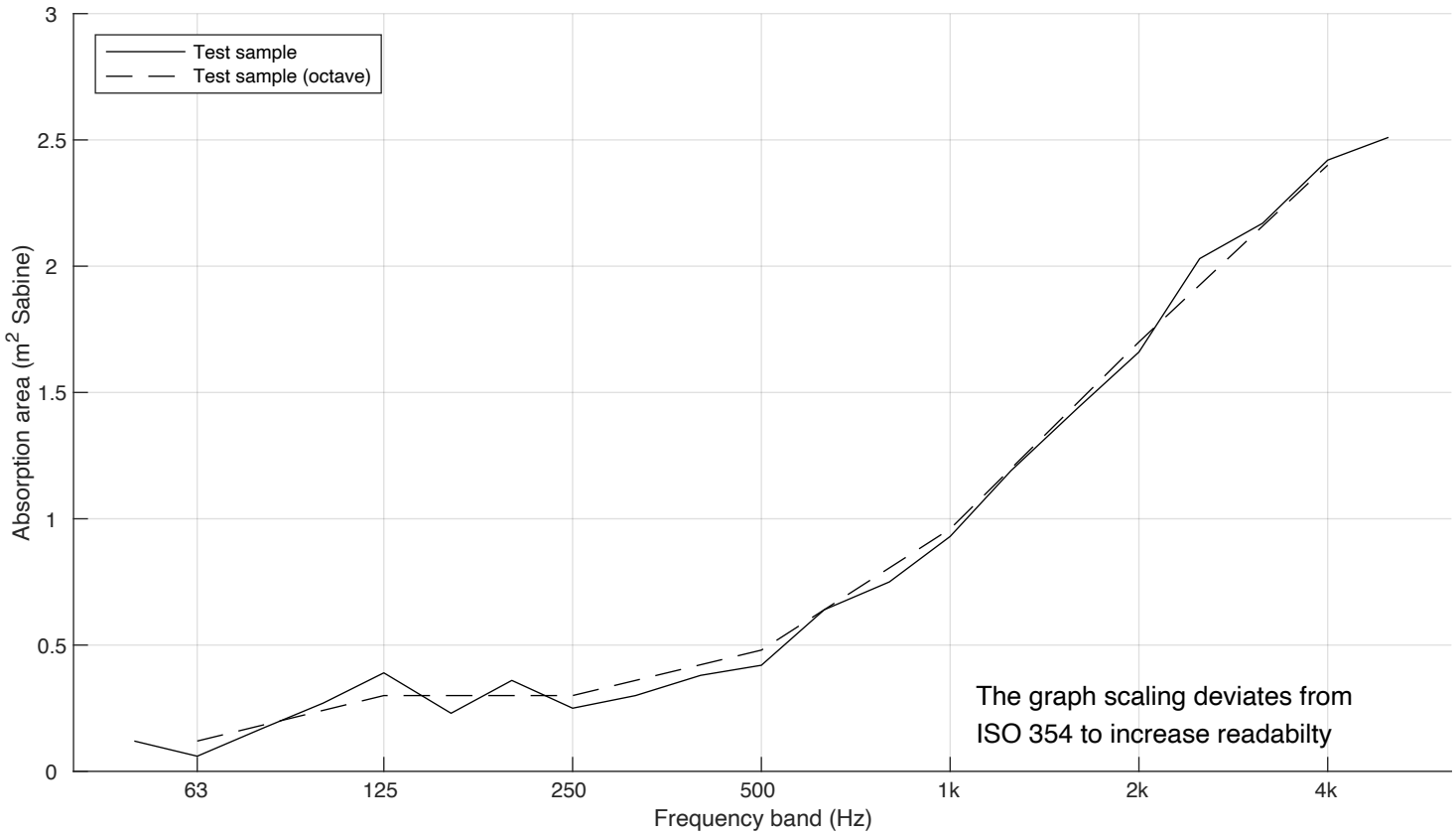

AKUSTIKVERKSTAN

RT20241028_0813_Tom_morgon.mat
RT20241028_0845_Vesta_Lite_2000_x_650.mat

Vesta table screen 800 x 650

SOUND ABSORPTION AREA ACCORDING TO SS-EN ISO 354:2003 and ISO 20189:2018

Measurement of sound absorption area in a reverberation room

Ackred. nr. 10445
Provning
ISO/IEC 17025

Report number:
3793-M5
Date
2024-10-29

Frequency f [Hz]	Sound absorption area per object [m² Sabine]	
50	0.06	
63	0.07	0.08
80	0.10	
100	0.13	
125	0.22	0.23
160	0.33	
200	0.39	
250	0.28	0.37
315	0.44	
400	0.50	
500	0.59	0.59
630	0.68	
800	0.74	
1000	0.84	0.81
1250	0.86	
1600	0.84	
2000	0.82	0.85
2500	0.88	
3150	0.89	
4000	0.95	0.93
5000	0.95	

$N_{10} = 17$

Client:	Svenheim
Manufacturer:	Svenheim
Product identification:	Vesta 800 x 650
Description of test specimen:	Table screen 800 x 650 x 40 mm consisting of a 30 x 60 mm wooden frame filled with 30 mm rockwool, covered with Kvadrat REMIX fabric laminated with 5 mm foam.

Reverberation room volume:	200 m³		
Temperature:	17.0 °C	(empty:	18.0 °C)
Air humidity:	54 %	(empty:	54 %)
Air pressure:	99.6 kPa	(empty:	99.6 kPa)
Number of objects:	6		

Measurement date:	2024-10-28
Measured by:	Johan Jernstedt

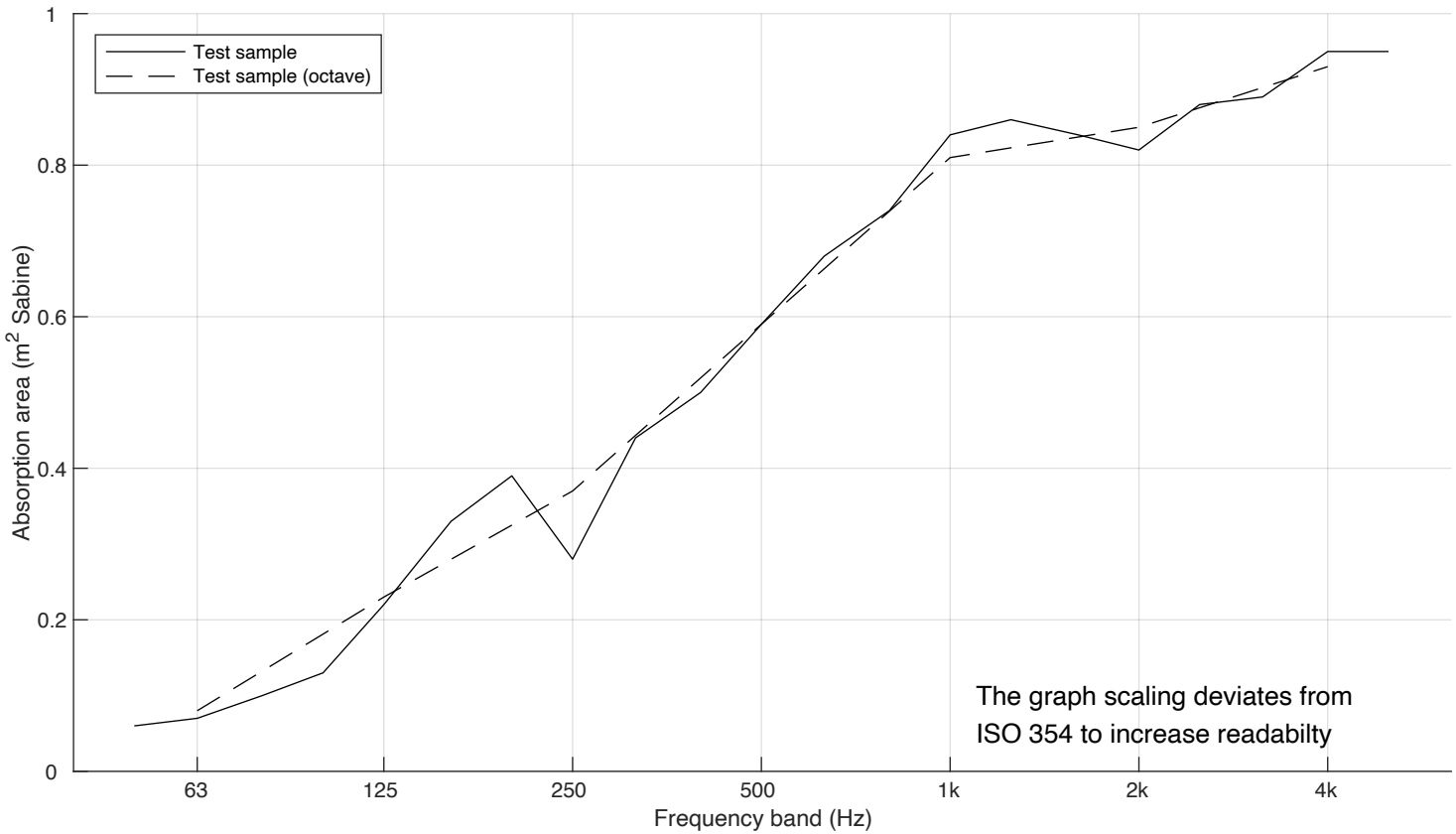

AKUSTIKVERKSTAN

RT20241028_0813_Tom_morgon.mat
RT20241028_1016_Vesta_800_x_650.mat

Vesta table screen 1400 x 650

SOUND ABSORPTION AREA ACCORDING TO SS-EN ISO 354:2003 and ISO 20189:2018

Measurement of sound absorption area in a reverberation room

Ackred. nr. 10445
Provning
ISO/IEC 17025

Report number:
3793-M6
Date
2024-10-29

Frequency f [Hz]	Sound absorption area per object [m² Sabine]	
50	0.17	
63	0.14	0.17
80	0.19	
100	0.26	
125	0.44	0.38
160	0.43	
200	0.57	
250	0.49	0.59
315	0.70	
400	0.83	
500	0.99	0.97
630	1.09	
800	1.30	
1000	1.35	1.4
1250	1.45	
1600	1.48	
2000	1.45	1.5
2500	1.55	
3150	1.60	
4000	1.62	1.7
5000	1.73	

$N_{10} = 10$

Client:	Svenheim
Manufacturer:	Svenheim
Product identification:	Vesta 1400 x 650
Description of test specimen:	Table screen 1400 x 650 x 40 mm consisting of a 30 x 60 mm wooden frame filled with 30 mm rockwool, covered with Kvadrat REMIX fabric laminated with 5 mm foam.

Reverberation room volume:		200 m³
Temperature:	17.5 °C	(empty: 18.0 °C)
Air humidity:	54 %	(empty: 54 %)
Air pressure:	99.6 kPa	(empty: 99.6 kPa)
Number of objects:	4	

Measurement date:	2024-10-28
Measured by:	Johan Jernstedt

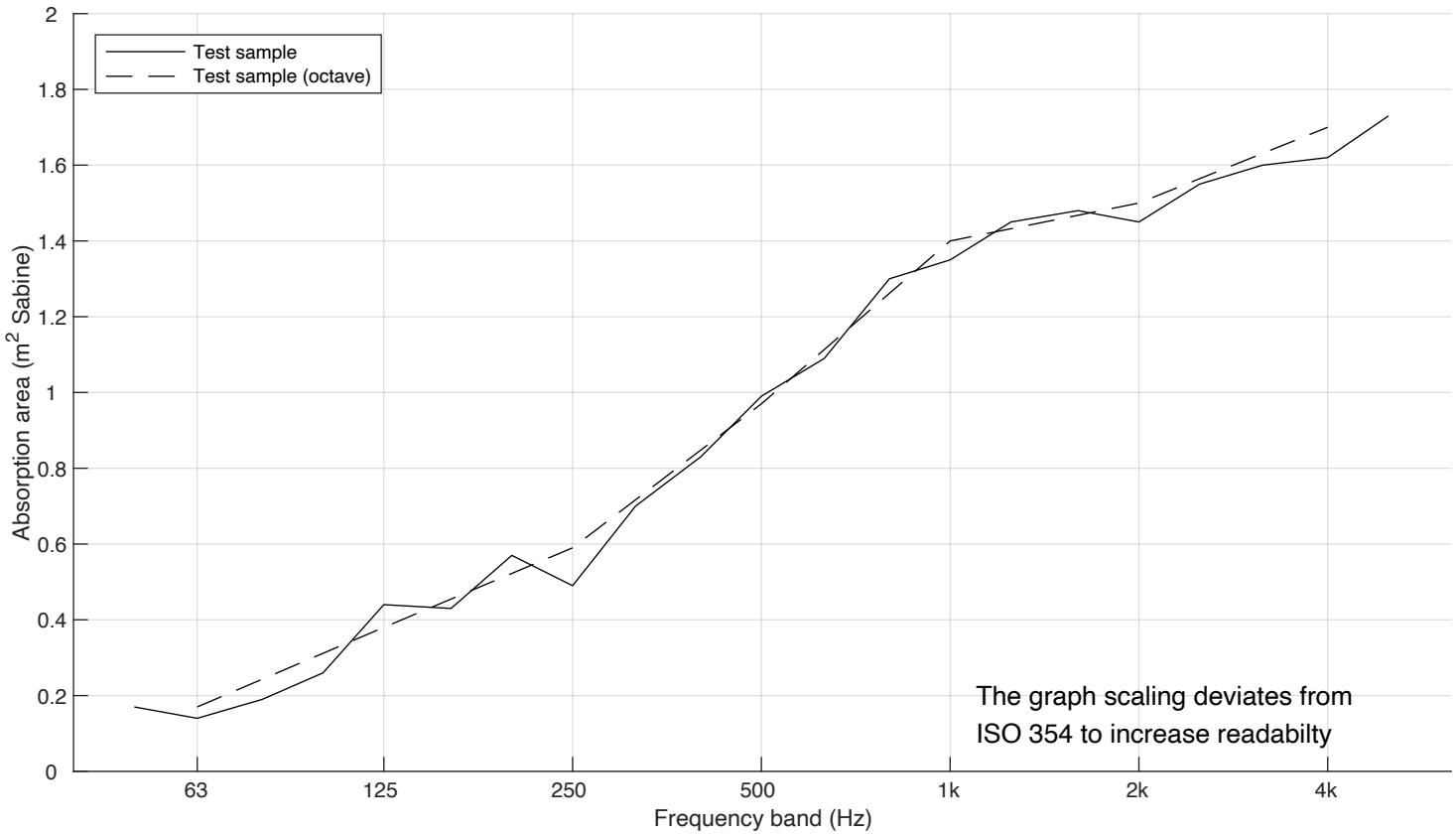

AKUSTIKVERKSTAN

RT20241028_0813_Tom_morgon.mat
RT20241028_0939_Vesta_1400_x_650.mat

Vesta table screen 2000 x 650

SOUND ABSORPTION AREA ACCORDING TO SS-EN ISO 354:2003 and ISO 20189:2018

Measurement of sound absorption area in a reverberation room

Ackred. nr. 10445
Provning
ISO/IEC 17025

Report number:
3793-M7
Date
2024-10-29

Frequency f [Hz]	Sound absorption area per object [m² Sabine]	
50	0.31	
63	0.29	0.30
80	0.30	
100	0.38	
125	0.60	0.55
160	0.67	
200	0.82	
250	0.68	0.85
315	1.04	
400	1.21	
500	1.49	1.5
630	1.75	
800	1.90	
1000	1.99	2.0
1250	2.07	
1600	2.12	
2000	2.13	2.2
2500	2.23	
3150	2.36	
4000	2.42	2.4
5000	2.48	

$N_{10} = 6.7$

Client:	Svenheim
Manufacturer:	Svenheim
Product identification:	Vesta 2000 x 650
Description of test specimen:	Table screen 2000 x 650 x 40 mm consisting of a 30 x 60 mm wooden frame filled with 30 mm rockwool, covered with Kvadrat REMIX fabric laminated with 5 mm foam.

Reverberation room volume:		200 m³
Temperature:	17.0 °C	(empty: 18.0 °C)
Air humidity:	54 %	(empty: 54 %)
Air pressure:	99.6 kPa	(empty: 99.6 kPa)
Number of objects:	3	

Measurement date:	2024-10-28
Measured by:	Johan Jernstedt

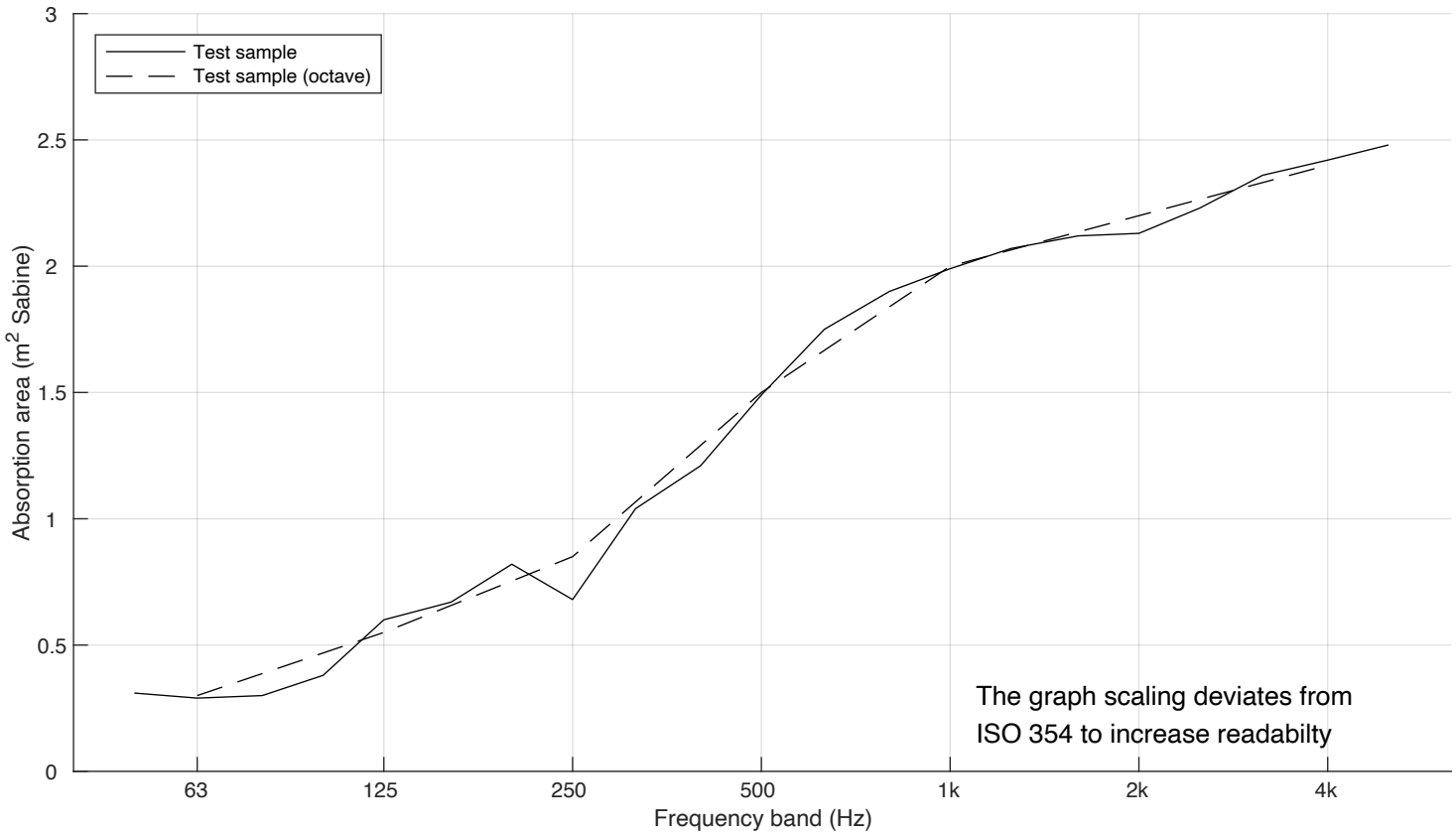

AKUSTIKVERKSTAN

RT20241028_0813_Tom_morgon.mat
RT20241028_1025_Vesta_2000_x_650.mat

Vesta floor screen 800x1200

SOUND ABSORPTION AREA ACCORDING TO SS-EN ISO 354:2003 and ISO 20189:2018

Measurement of sound absorption area in a reverberation room

Ackred. nr. 10445
Provning
ISO/IEC 17025

Report number:
3793-M8
Date
2024-10-29

Frequency f [Hz]	Sound absorption area per object [m² Sabine]	
50	0.13	
63	0.12	0.12
80	0.12	
100	0.20	
125	0.38	0.35
160	0.47	
200	0.61	
250	0.57	0.64
315	0.73	
400	0.89	
500	1.11	1.1
630	1.29	
800	1.36	
1000	1.53	1.5
1250	1.54	
1600	1.55	
2000	1.60	1.6
2500	1.67	
3150	1.69	
4000	1.71	1.7
5000	1.81	

$N_{10} = 9.1$

Client:	Svenheim
Manufacturer:	Svenheim
Product identification:	Vesta 800x1200
Description of test specimen:	Floor screen 800 x 1200 x 40 mm consisting of a 30 x 60 mm wooden frame filled with 30 mm rockwool, covered with Kvadrat REMIX fabric laminated with 5 mm foam.

Reverberation room volume:	200 m³		
Temperature:	17.0 °C	(empty:	18.0 °C)
Air humidity:	55 %	(empty:	54 %)
Air pressure:	99.6 kPa	(empty:	99.6 kPa)
Number of objects:	4		
Measurement date:	2024-10-28		
Measured by:	Johan Jernstedt		

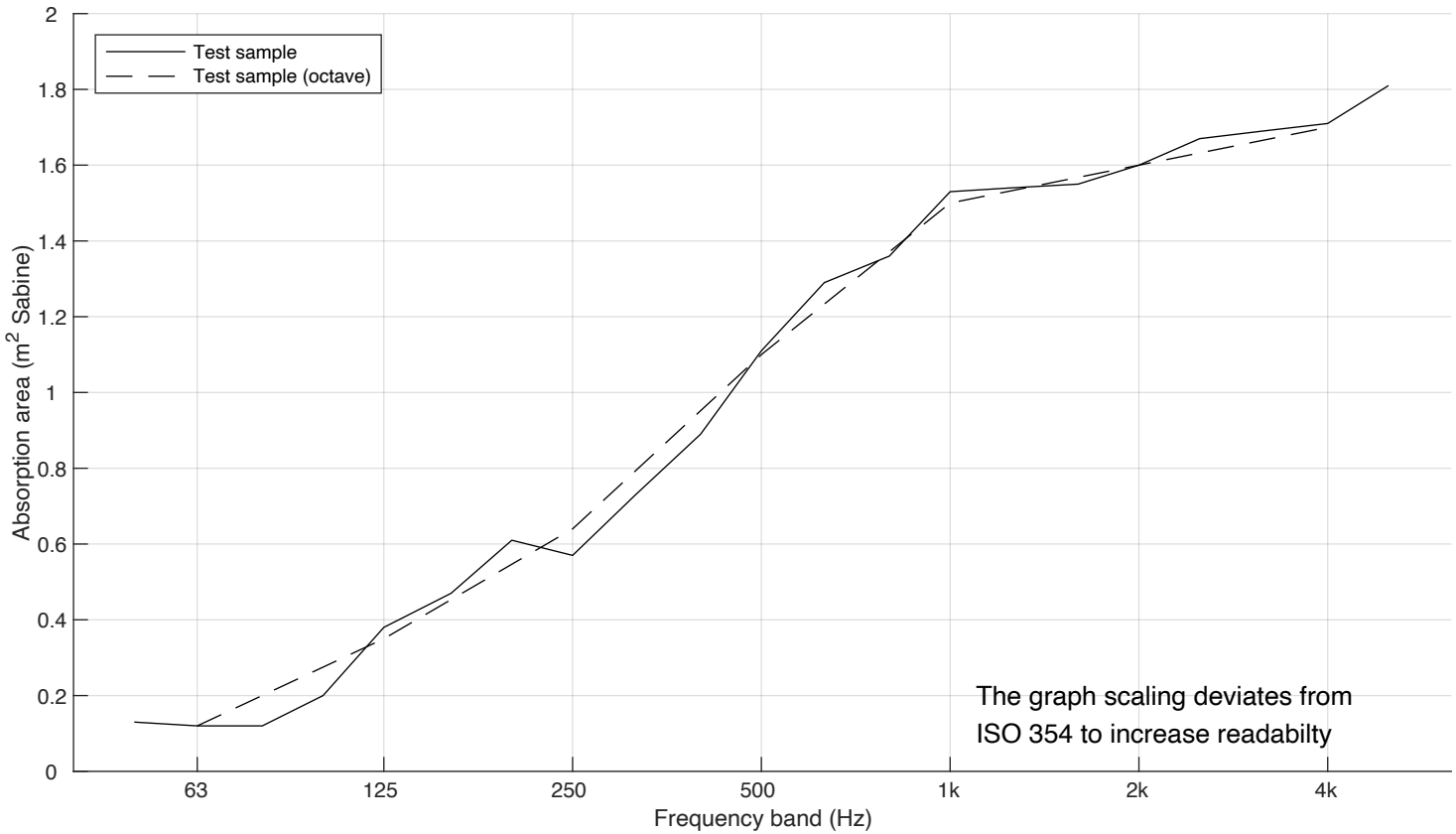

AKUSTIKVERKSTAN

RT20241028_0813_Tom_morgon.mat
RT20241028_1123_Vesta_800x1200.mat

Vesta floor screen 800 x 1700

SOUND ABSORPTION AREA ACCORDING TO SS-EN ISO 354:2003 and ISO 20189:2018

Measurement of sound absorption area in a reverberation room

Ackred. nr. 10445
Provning
ISO/IEC 17025

Report number:
3793-M9
Date
2024-10-29

Frequency f [Hz]	Sound absorption area per object [m² Sabine]	
50	0.18	
63	0.19	0.21
80	0.27	
100	0.31	
125	0.44	0.43
160	0.55	
200	0.83	
250	0.81	0.89
315	1.02	
400	1.25	
500	1.65	1.5
630	1.74	
800	2.03	
1000	2.22	2.2
1250	2.23	
1600	2.26	
2000	2.27	2.3
2500	2.37	
3150	2.43	
4000	2.47	2.5
5000	2.52	

$N_{10} = 6.5$

Client:	Svenheim
Manufacturer:	Svenheim
Product identification:	Vesta 800 x 1700
Description of test specimen:	Floor screen 800 x 1700 x 40 mm consisting of a 30 x 60 mm wooden frame filled with 30 mm rockwool, covered with Kvadrat REMIX fabric laminated with 5 mm foam.

Reverberation room volume:		200 m³
Temperature:	17.0 °C	(empty: 18.0 °C)
Air humidity:	55 %	(empty: 54 %)
Air pressure:	99.6 kPa	(empty: 99.6 kPa)
Number of objects:	3	

Measurement date:	2024-10-28
Measured by:	Johan Jernstedt

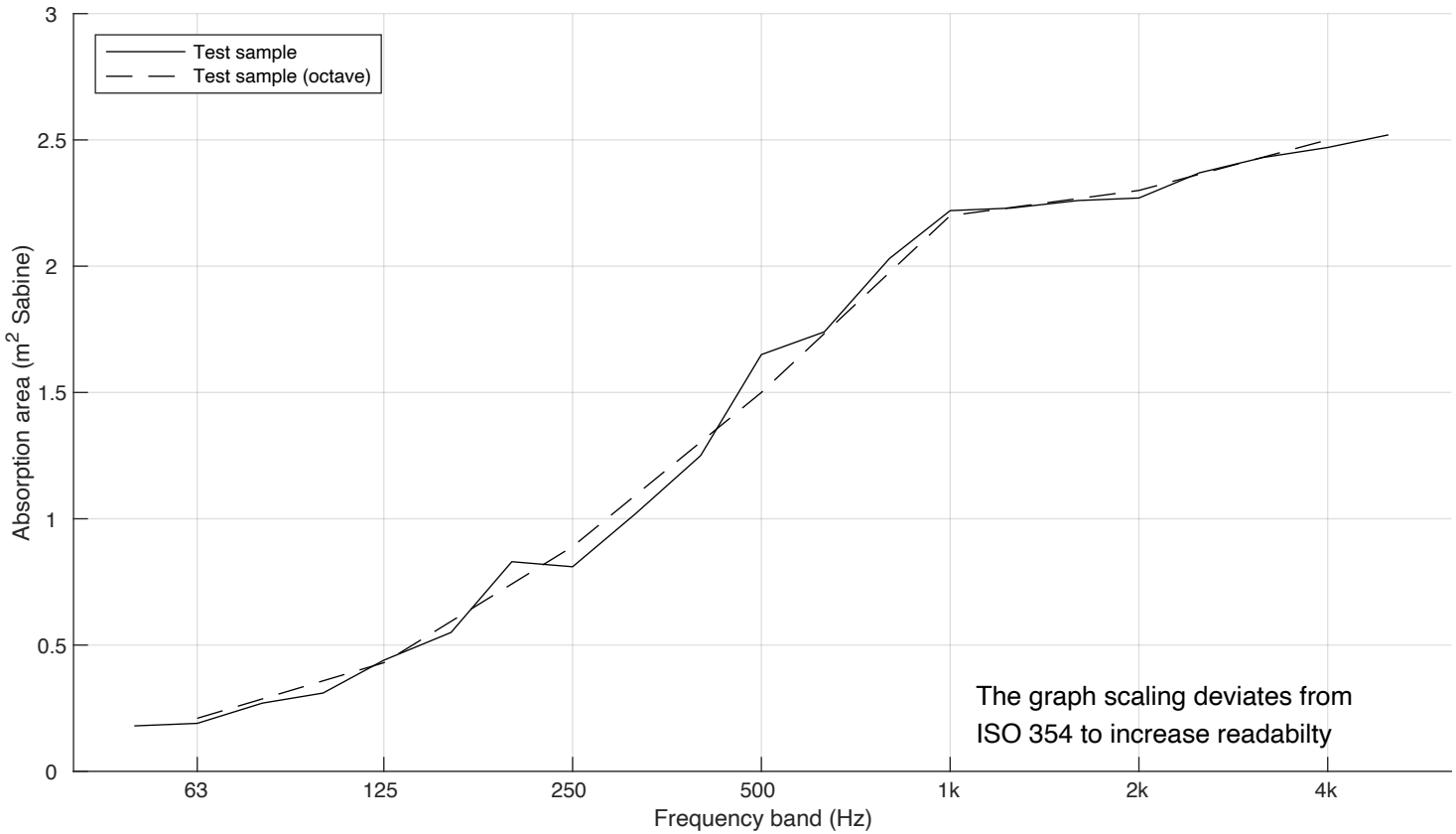

AKUSTIKVERKSTAN

RT20241028_0813_Tom_morgon.mat
RT20241028_1111_Vesta_800_x_1700.mat

Vesta floor screen 1600 x 1200

SOUND ABSORPTION AREA ACCORDING TO SS-EN ISO 354:2003 and ISO 20189:2018

Measurement of sound absorption area in a reverberation room

Ackred. nr. 10445
Provning
ISO/IEC 17025

Report number:
3793-M10
Date
2024-10-29

Frequency f [Hz]	Sound absorption area per object [m² Sabine]	
50	0.52	
63	0.44	0.48
80	0.47	
100	0.47	
125	0.81	0.68
160	0.75	
200	1.23	
250	1.30	1.3
315	1.46	
400	1.85	
500	2.16	2.2
630	2.68	
800	2.81	
1000	3.01	2.9
1250	2.94	
1600	3.16	
2000	3.10	3.2
2500	3.24	
3150	3.43	
4000	3.64	3.6
5000	3.67	

$N_{10} = 4.5$

Client:	Svenheim
Manufacturer:	Svenheim
Product identification:	Vesta 1600 x 1200
Description of test specimen:	Floor screen 1600 x 1200 x 40 mm consisting of a 30 x 60 mm wooden frame filled with 30 mm rockwool, covered with Kvadrat REMIX fabric laminated with 5 mm foam.

Reverberation room volume:	200 m³		
Temperature:	17.0 °C	(empty:	18.0 °C)
Air humidity:	55 %	(empty:	54 %)
Air pressure:	99.6 kPa	(empty:	99.6 kPa)
Number of objects:	2		
Measurement date:	2024-10-28		
Measured by:	Johan Jernstedt		

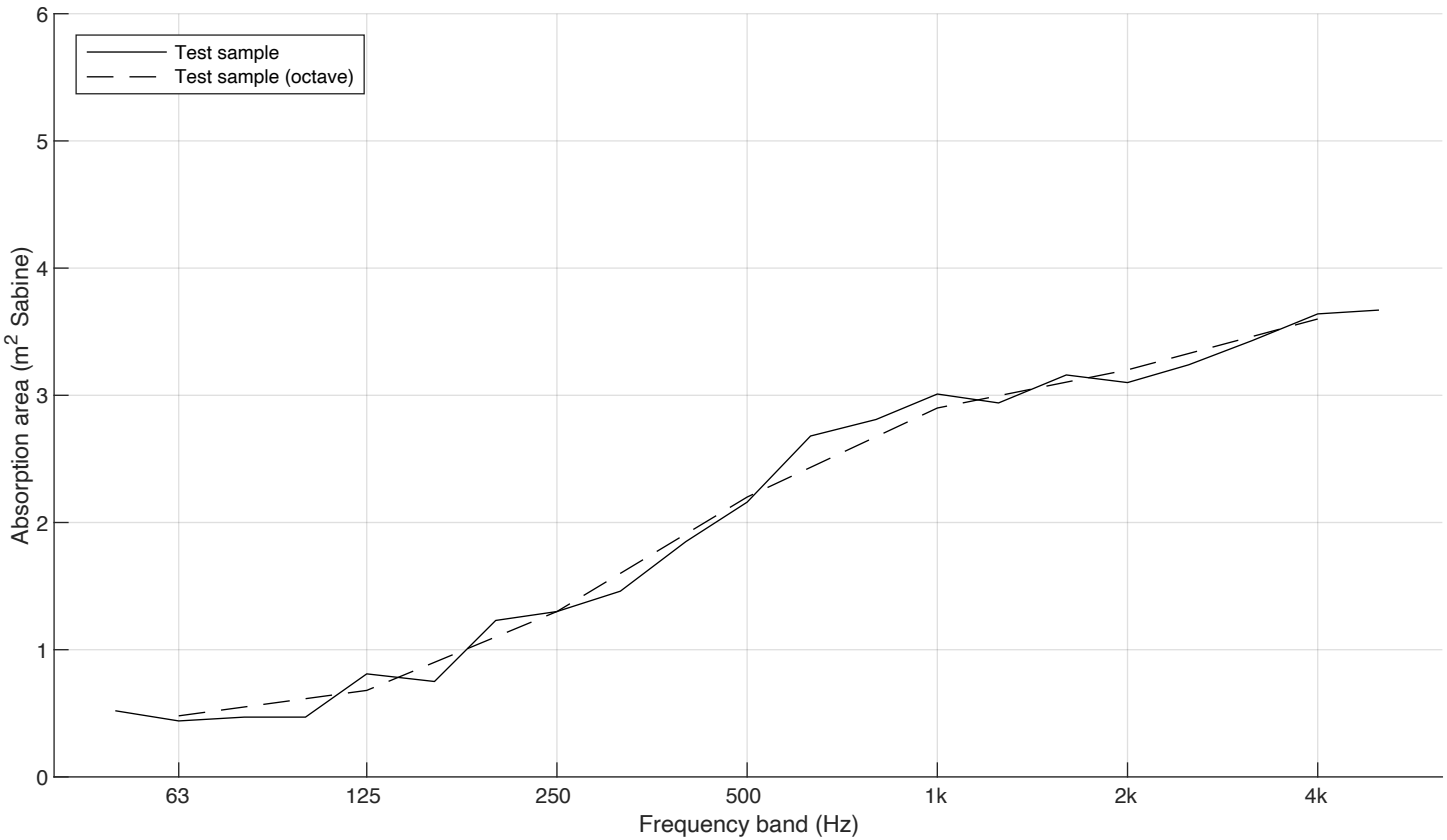

AKUSTIKVERKSTAN

RT20241028_0813_Tom_morgon.mat
RT20241028_1059_Vesta_1600_x_1200.mat

Vesta floor screen 1600 x 1700

SOUND ABSORPTION AREA ACCORDING TO SS-EN ISO 354:2003 and ISO 20189:2018

Measurement of sound absorption area in a reverberation room

Ackred. nr. 10445
Provning
ISO/IEC 17025

Report number:
3793-M11
Date
2024-10-29

Frequency f [Hz]	Sound absorption area per object [m² Sabine]	
50	0.71	
63	0.58	0.63
80	0.59	
100	0.71	
125	1.01	0.94
160	1.11	
200	1.58	
250	1.84	1.8
315	2.01	
400	2.73	
500	3.16	3.3
630	3.90	
800	3.79	
1000	3.96	4.0
1250	4.23	
1600	4.35	
2000	4.51	4.5
2500	4.62	
3150	4.88	
4000	4.90	4.9
5000	5.02	

$N_{10} = 3.1$

Client:	Svenheim
Manufacturer:	Svenheim
Product identification:	Vesta 1600 x 1700
Description of test specimen:	Floor screen 1600 x 1700 x 40 mm consisting of a 30 x 60 mm wooden frame filled with 30 mm rockwool, covered with Kvadrat REMIX fabric laminated with 5 mm foam.

Reverberation room volume:		200 m³
Temperature:	17.0 °C	(empty: 18.0 °C)
Air humidity:	54 %	(empty: 54 %)
Air pressure:	99.6 kPa	(empty: 99.6 kPa)
Number of objects:	2	

Measurement date:	2024-10-28
Measured by:	Johan Jernstedt

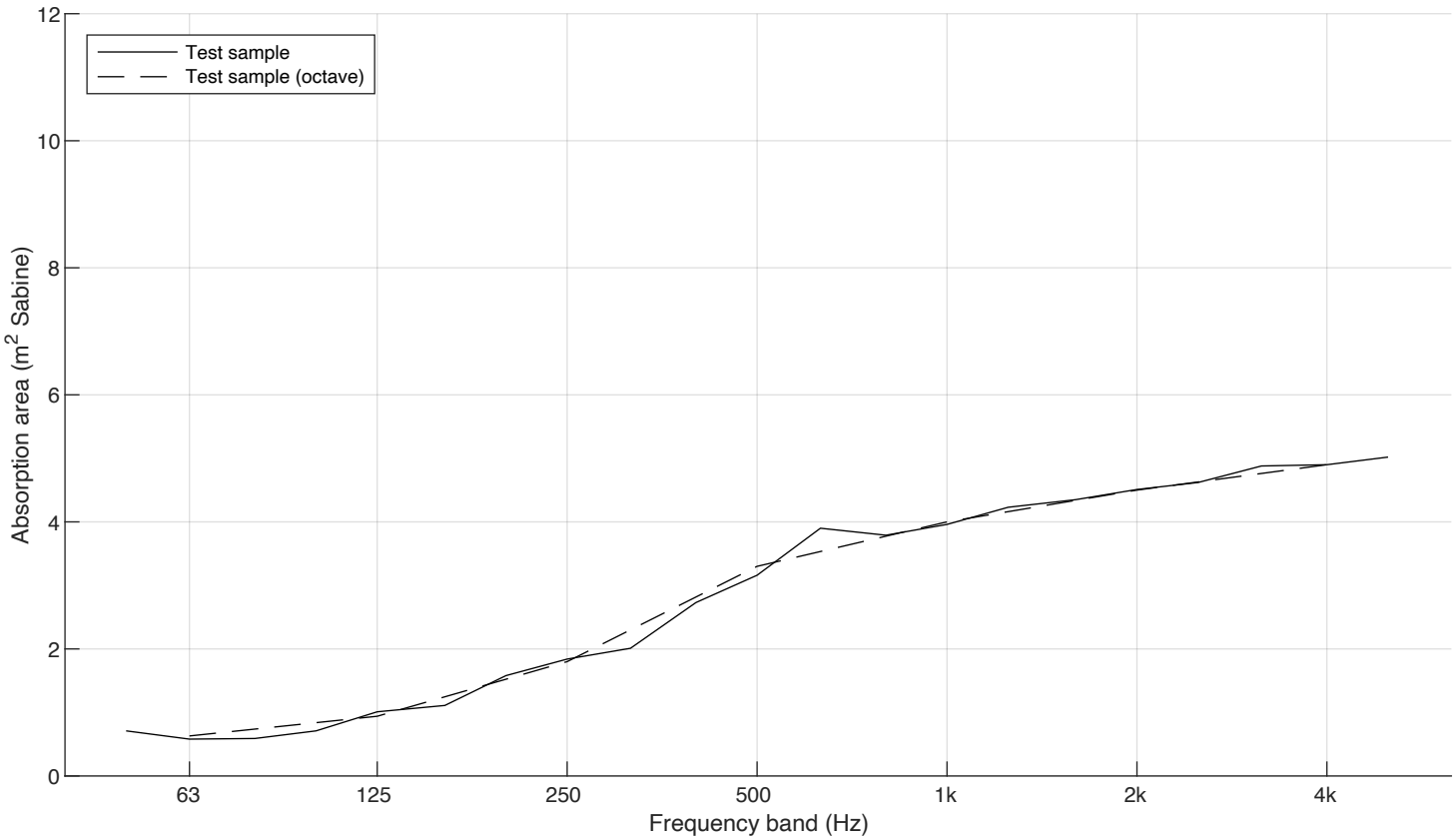

AKUSTIKVERKSTAN

RT20241028_0813_Tom_morgon.mat
RT20241028_1048_Vesta_1600_x_1700.mat

Vesta Lite table screen 1000 x 650

SOUND ABSORPTION AREA - CALCULATED FROM MEASUREMENTS

Calculated sound absorption area from ISO 354:2003 reverberation room measurements, evaluated according to ISO 20189:2018

Ackred. nr. 10445
Provning
ISO/IEC 17025

Report number:
3793-M12
Date
2024-10-30

Frequency f [Hz]	Sound absorption area per object [m² Sabine]	
50	0.05	
63	0.04	0.05
80	0.05	
100	0.07	
125	0.15	0.11
160	0.10	
200	0.16	
250	0.06	0.12
315	0.13	
400	0.20	
500	0.24	0.25
630	0.32	
800	0.39	
1000	0.50	0.50
1250	0.62	
1600	0.80	
2000	0.84	0.89
2500	1.02	
3150	1.14	
4000	1.16	1.2
5000	1.25	

$N_{10} = 40$

Client:	Svenheim
Manufacturer:	Svenheim
Product identification:	Vesta Lite 1000 x 650
Description of test specimen:	Table screen 1000 x 650 x 38 mm consisting of a 16 mm chipboard, covered with Kvadrat REMIX fabric laminated with 10 mm foam.

Interpolation according to ISO 20189:2018 appendix E, based on measurements:

3793-M2.txt

and

3793-M3.txt

	Height	Width
Object 1 size	650	800
Object 2 size	650	1400
Interpolated object size	650	1000

Area difference 20 %

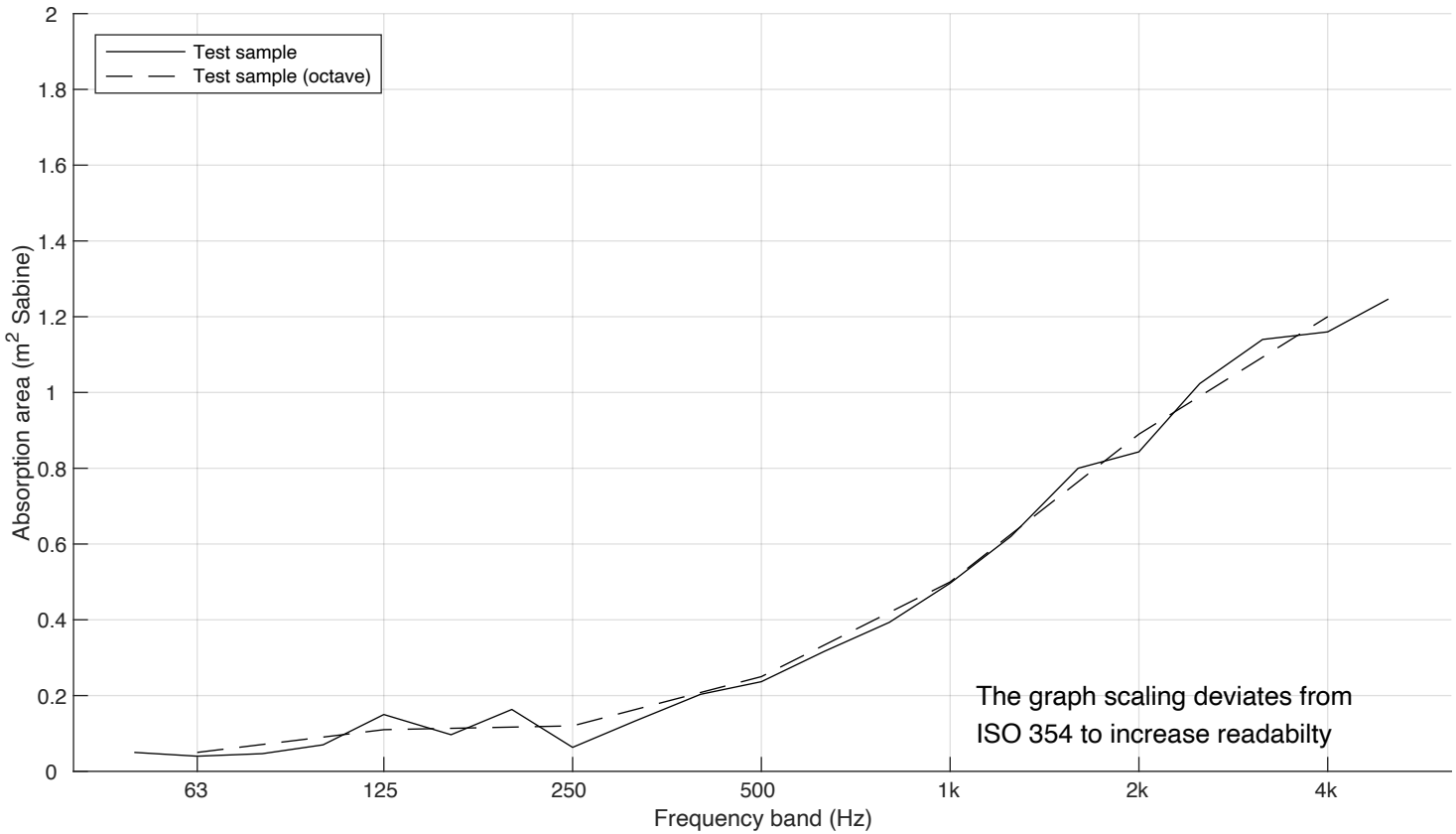

AKUSTIKVERKSTAN

Vesta Lite table screen 1200 x 650

SOUND ABSORPTION AREA - CALCULATED FROM MEASUREMENTS

Calculated sound absorption area from ISO 354:2003 reverberation room measurements, evaluated according to ISO 20189:2018

Ackred. nr. 10445
Provning
ISO/IEC 17025

Report number:
3793-M13
Date
2024-10-30

Frequency f [Hz]	Sound absorption area per object [m² Sabine]	
50	0.06	
63	0.04	0.05
80	0.06	
100	0.10	
125	0.18	0.13
160	0.11	
200	0.19	
250	0.07	0.14
315	0.16	
400	0.23	
500	0.28	0.29
630	0.37	
800	0.47	
1000	0.58	0.60
1250	0.74	
1600	0.95	
2000	1.00	1.1
2500	1.20	
3150	1.33	
4000	1.36	1.4
5000	1.47	

$N_{10} = 34$

Client:	Svenheim
Manufacturer:	Svenheim
Product identification:	Vesta Lite 1200 x 650
Description of test specimen:	Table screen 1200 x 650 x 38 mm consisting of a 16 mm chipboard, covered with Kvadrat REMIX fabric laminated with 10 mm foam.

Interpolation according to ISO 20189:2018 appendix E, based on measurements:

3793-M2.txt

and

3793-M3.txt

	Height	Width
Object 1 size	650	800
Object 2 size	650	1400
Interpolated object size	650	1200

Area difference 14 %

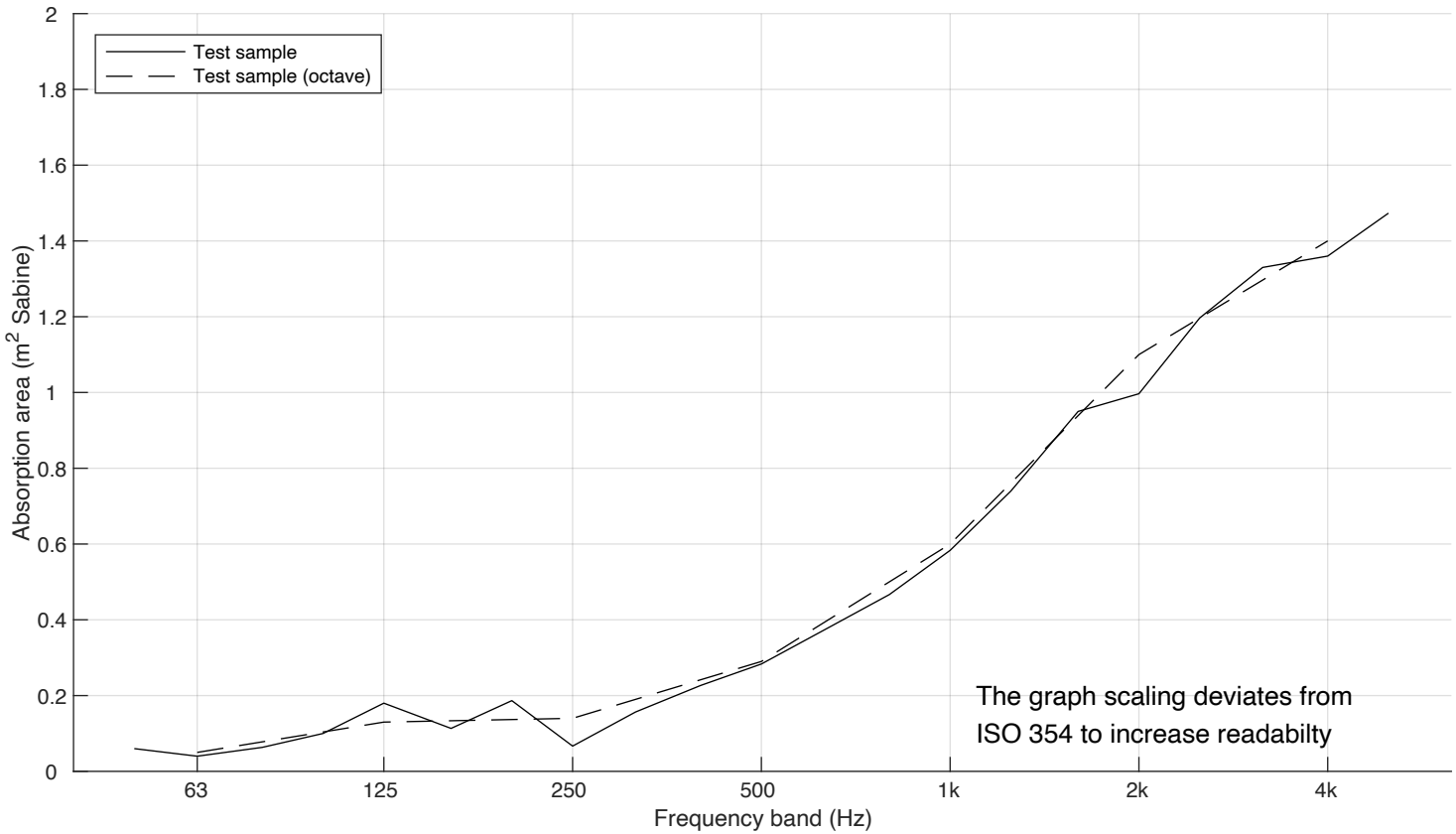

AKUSTIKVERKSTAN

Vesta Lite table screen 1600 x 650

SOUND ABSORPTION AREA - CALCULATED FROM MEASUREMENTS

Calculated sound absorption area from ISO 354:2003 reverberation room measurements, evaluated according to ISO 20189:2018

Ackred. nr. 10445
Provning
ISO/IEC 17025

Report number:
3793-M14
Date
2024-10-30

Frequency f [Hz]	Sound absorption area per object [m² Sabine]	
50	0.09	
63	0.05	0.08
80	0.11	
100	0.18	
125	0.27	0.20
160	0.16	
200	0.26	
250	0.13	0.20
315	0.22	
400	0.29	
500	0.36	0.38
630	0.50	
800	0.61	
1000	0.76	0.78
1250	0.97	
1600	1.21	
2000	1.32	1.4
2500	1.59	
3150	1.74	
4000	1.85	1.9
5000	1.97	

$N_{10} = 26$

Client: Svenheim

Manufacturer: Svenheim

Product identification: Vesta Lite 1600 x 650

Description of test specimen: Table screen 1600 x 650 x 38 mm consisting of a 16 mm chipboard, covered with Kvadrat REMIX fabric laminated with 10 mm foam.

Interpolation according to ISO 20189:2018 appendix E, based on measurements:

3793-M3.txt

and

3793-M4.txt

	Height	Width
Object 1 size	650	1400
Object 2 size	650	2000
Interpolated object size	650	1600

Area difference 13 %

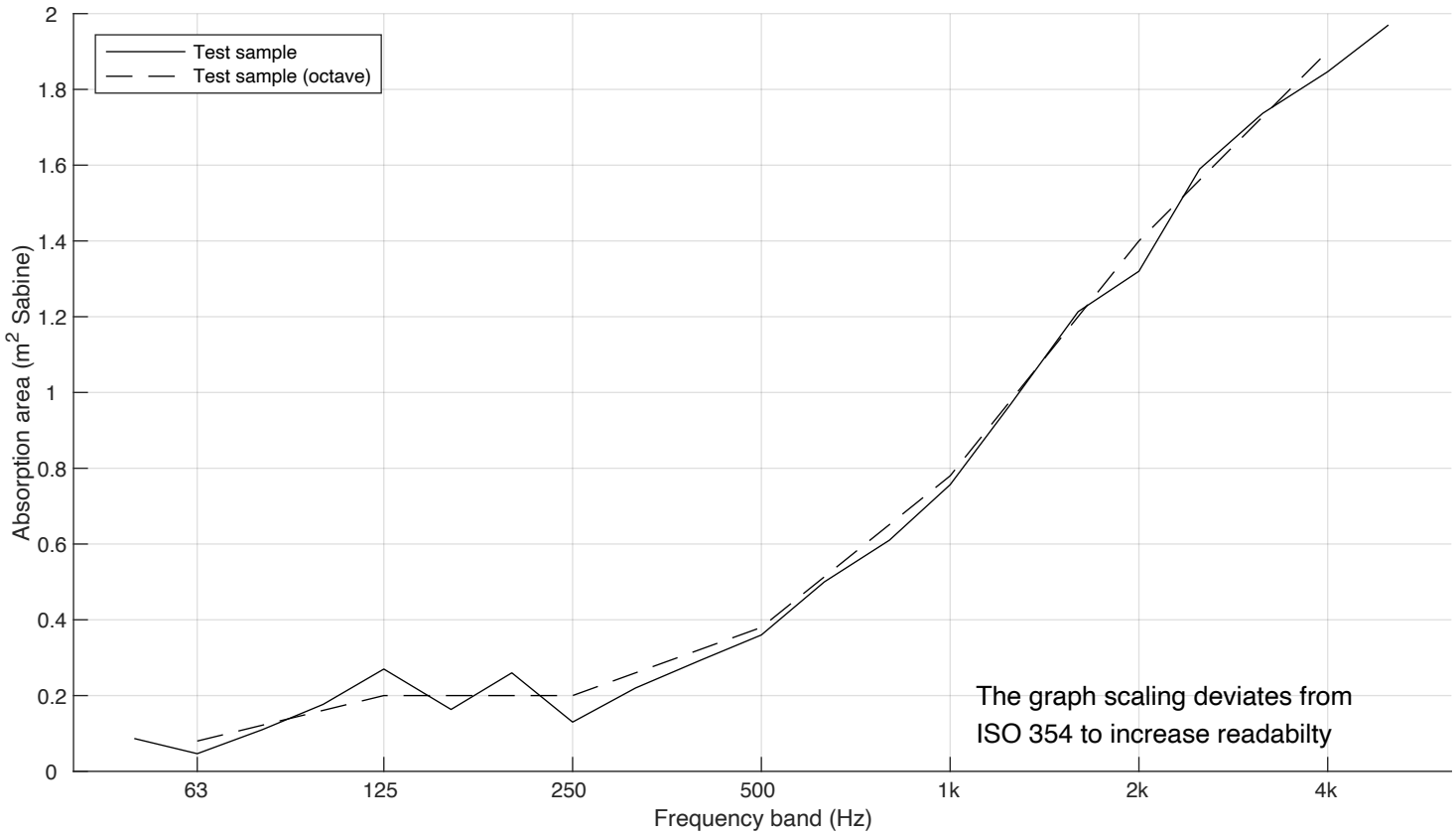

AKUSTIKVERKSTAN

Vesta Lite table screen 1800 x 650

SOUND ABSORPTION AREA - CALCULATED FROM MEASUREMENTS

Calculated sound absorption area from ISO 354:2003 reverberation room measurements, evaluated according to ISO 20189:2018

Ackred. nr. 10445 Provning ISO/IEC 17025

Report number: 3793-M15

Date 2024-10-30

Frequency f [Hz]	Sound absorption area per object [m² Sabine]	
50	0.10	
63	0.05	0.10
80	0.14	
100	0.22	
125	0.33	0.25
160	0.20	
200	0.31	
250	0.19	0.25
315	0.26	
400	0.34	
500	0.39	0.43
630	0.57	
800	0.68	
1000	0.84	0.87
1250	1.08	
1600	1.33	
2000	1.49	1.5
2500	1.81	
3150	1.95	
4000	2.13	2.1
5000	2.24	

$N_{10} = 23$

Client: Svenheim

Manufacturer: Svenheim

Product identification: Vesta Lite 1800 x 650

Description of test specimen: Table screen 1800 x 650 x 38 mm consisting of a 16 mm chipboard, covered with Kvadrat REMIX fabric laminated with 10 mm foam.

Interpolation according to ISO 20189:2018 appendix E, based on measurements:

3793-M3.txt

and

3793-M4.txt

	Height	Width
Object 1 size	650	1400
Object 2 size	650	2000
Interpolated object size	650	1800

Area difference 10 %

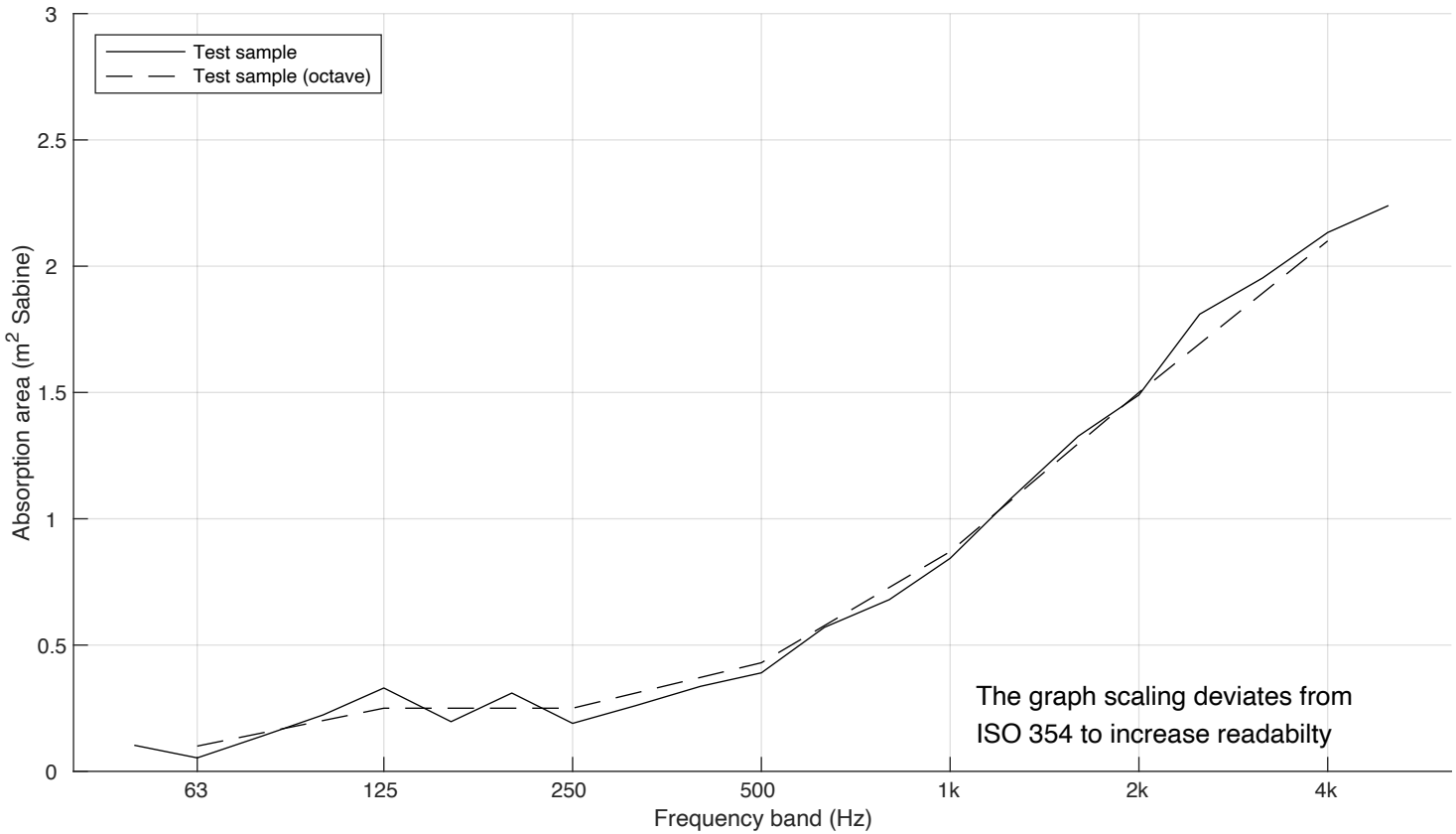

AKUSTIKVERKSTAN

Vesta table screen 1000 x 650

SOUND ABSORPTION AREA - CALCULATED FROM MEASUREMENTS

Calculated sound absorption area from ISO 354:2003 reverberation room measurements, evaluated according to ISO 20189:2018

Ackred. nr. 10445
Provning
ISO/IEC 17025

Report number:
3793-M16
Date
2024-10-30

Frequency f [Hz]	Sound absorption area per object [m² Sabine]	
50	0.10	
63	0.09	0.11
80	0.13	
100	0.17	
125	0.29	0.27
160	0.36	
200	0.45	
250	0.35	0.44
315	0.53	
400	0.61	
500	0.72	0.72
630	0.82	
800	0.93	
1000	1.01	1.0
1250	1.06	
1600	1.05	
2000	1.03	1.1
2500	1.10	
3150	1.13	
4000	1.17	1.2
5000	1.21	

N_{10} = 14

Client:	Svenheim
Manufacturer:	Svenheim
Product identification:	Vesta 1000 x 650
Description of test specimen:	Table screen 1000 x 650 x 40 mm consisting of a 30 x 60 mm wooden frame filled with 30 mm rockwool, covered with Kvadrat REMIX fabric laminated with 5 mm foam.

Interpolation according to ISO 20189:2018 appendix E, based on measurements:

3793-M5.txt

and

3793-M6.txt

	Height	Width
Object 1 size	650	800
Object 2 size	650	1400
Interpolated object size	650	1000

Area difference 20 %

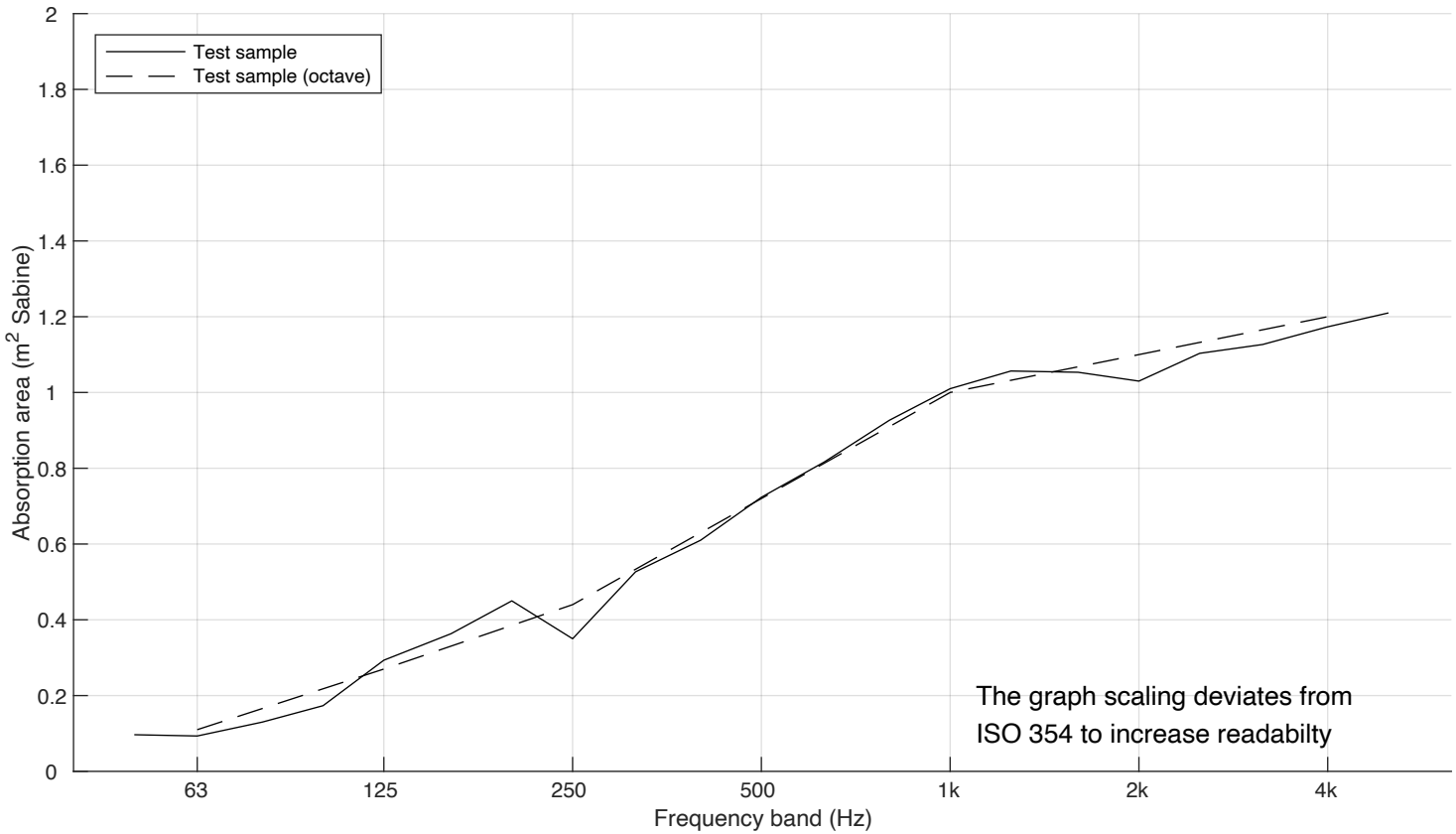

AKUSTIKVERKSTAN

Vesta table screen 1200 x 650

SOUND ABSORPTION AREA - CALCULATED FROM MEASUREMENTS

Calculated sound absorption area from ISO 354:2003 reverberation room measurements, evaluated according to ISO 20189:2018

Ackred. nr. 10445
Provning
ISO/IEC 17025

Report number:
3793-M17
Date
2024-10-30

Frequency f [Hz]	Sound absorption area per object [m² Sabine]	
50	0.13	
63	0.12	0.14
80	0.16	
100	0.22	
125	0.37	0.33
160	0.40	
200	0.51	
250	0.42	0.51
315	0.61	
400	0.72	
500	0.86	0.84
630	0.95	
800	1.11	
1000	1.18	1.2
1250	1.25	
1600	1.27	
2000	1.24	1.3
2500	1.33	
3150	1.36	
4000	1.40	1.4
5000	1.47	

$N_{10} = 12$

Client: Svenheim

Manufacturer: Svenheim

Product identification: Vesta 1200 x 650

Description of test specimen: Table screen 1200 x 650 x 40 mm consisting of a 30 x 60 mm wooden frame filled with 30 mm rockwool, covered with Kvadrat REMIX fabric laminated with 5 mm foam.

Interpolation according to ISO 20189:2018 appendix E, based on measurements:

3793-M5.txt

and

3793-M6.txt

	Height	Width
Object 1 size	650	800
Object 2 size	650	1400
Interpolated object size	650	1200

Area difference 14 %

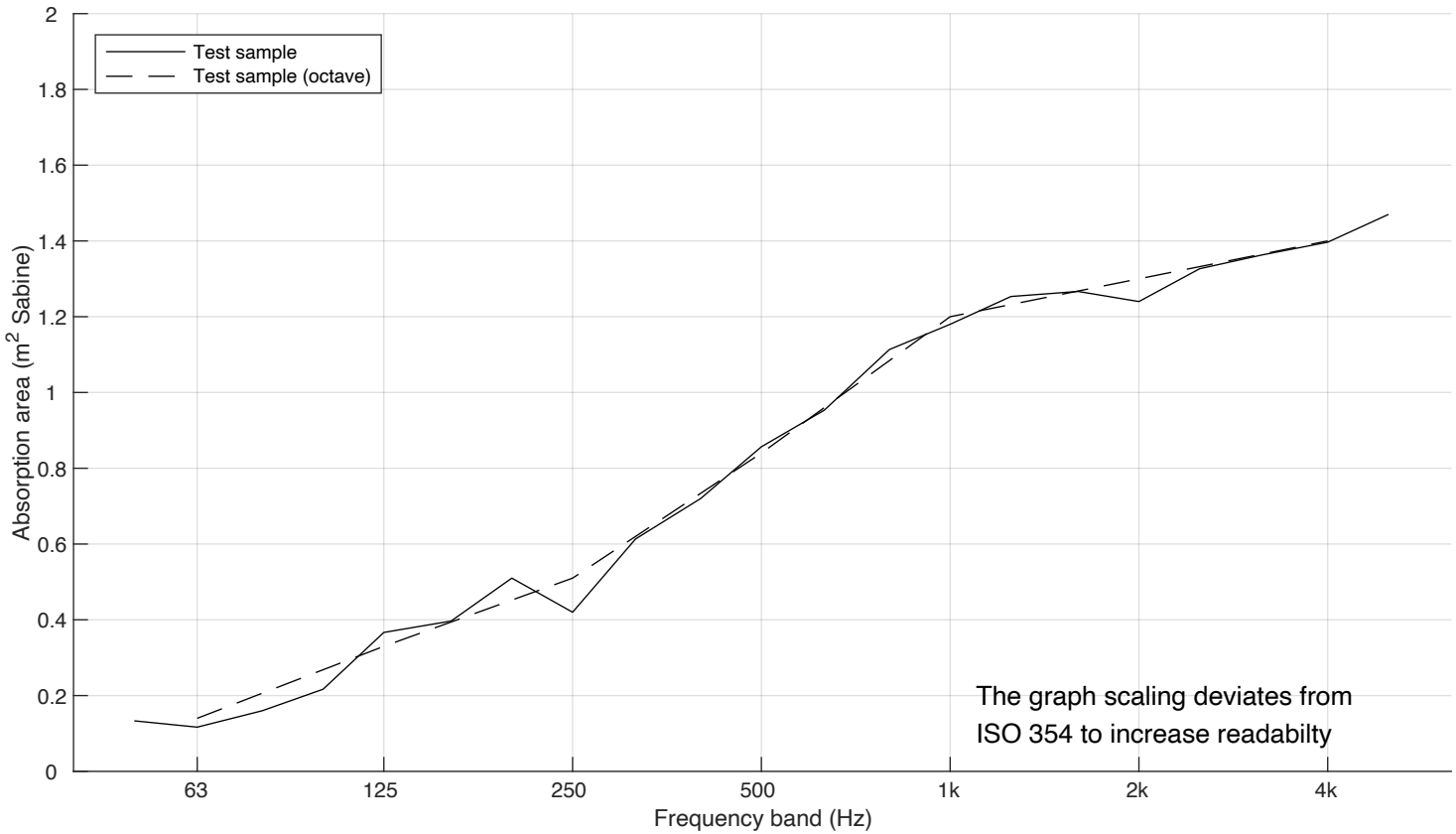

AKUSTIKVERKSTAN

Vesta table screen 1600 x 650

SOUND ABSORPTION AREA - CALCULATED FROM MEASUREMENTS

Calculated sound absorption area from ISO 354:2003 reverberation room measurements, evaluated according to ISO 20189:2018

Ackred. nr. 10445
Provning
ISO/IEC 17025

Report number:
3793-M18
Date
2024-10-30

Frequency f [Hz]	Sound absorption area per object [m² Sabine]	
50	0.22	
63	0.19	0.21
80	0.23	
100	0.30	
125	0.49	0.43
160	0.51	
200	0.65	
250	0.55	0.67
315	0.81	
400	0.96	
500	1.16	1.1
630	1.31	
800	1.50	
1000	1.56	1.6
1250	1.66	
1600	1.69	
2000	1.68	1.7
2500	1.78	
3150	1.85	
4000	1.89	1.9
5000	1.98	

$N_{10} = 8.8$

Client: Svenheim

Manufacturer: Svenheim

Product identification: Vesta 1600 x 650

Description of test specimen: Table screen 1600 x 650 x 40 mm consisting of a 30 x 60 mm wooden frame filled with 30 mm rockwool, covered with Kvadrat REMIX fabric laminated with 5 mm foam.

Interpolation according to ISO 20189:2018 appendix E, based on measurements:

3793-M6.txt

and

3793-M7.txt

	Height	Width
Object 1 size	650	1400
Object 2 size	650	2000
Interpolated object size	650	1600

Area difference 13 %

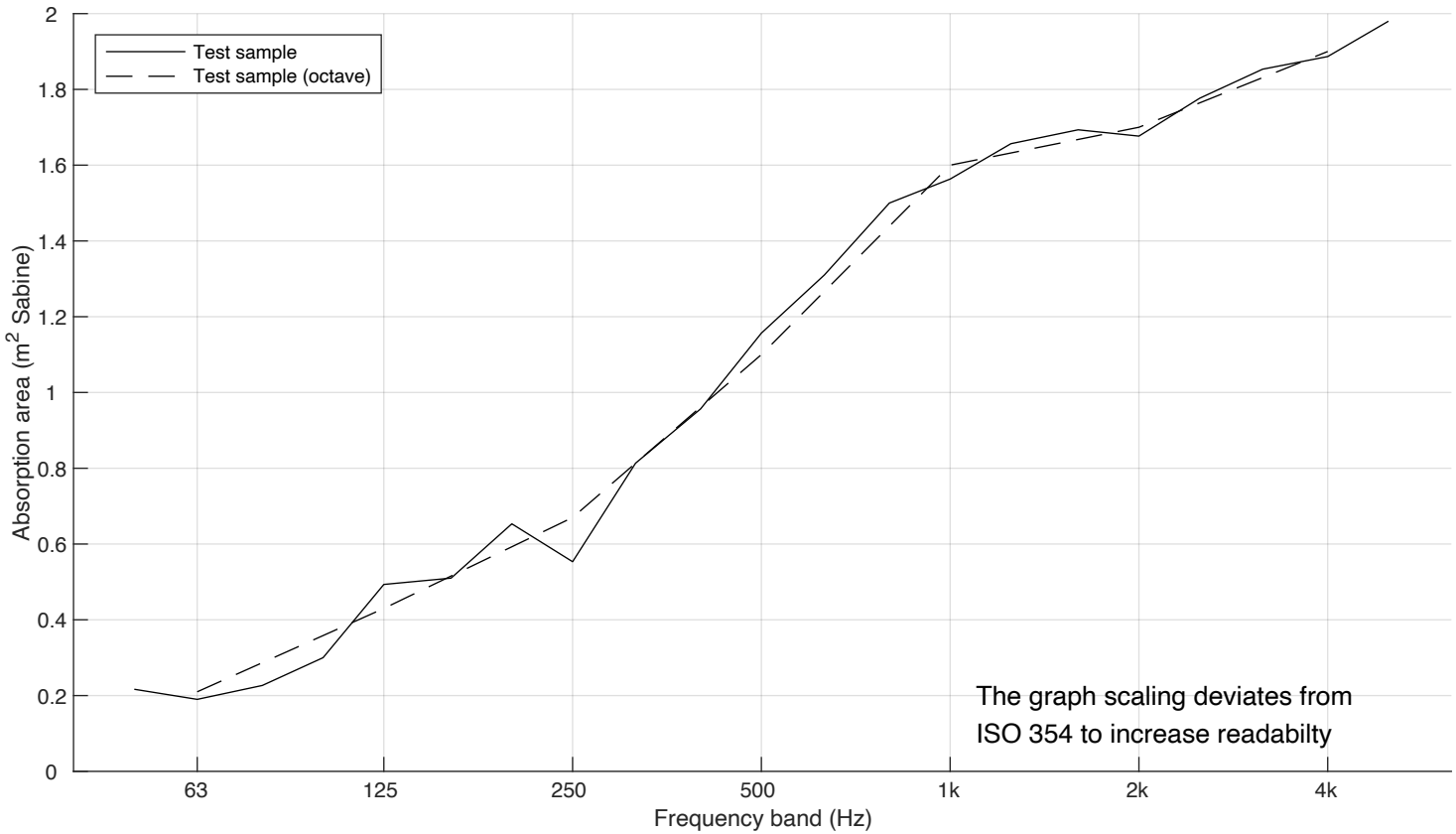

AKUSTIKVERKSTAN

Vesta table screen 1800 x 650

SOUND ABSORPTION AREA - CALCULATED FROM MEASUREMENTS

Calculated sound absorption area from ISO 354:2003 reverberation room measurements, evaluated according to ISO 20189:2018

Ackred. nr. 10445 Provning ISO/IEC 17025

Report number: 3793-M19

Date 2024-10-30

Frequency f [Hz]	Sound absorption area per object [m² Sabine]	
50	0.26	
63	0.24	0.25
80	0.26	
100	0.34	
125	0.55	0.49
160	0.59	
200	0.74	
250	0.62	0.76
315	0.93	
400	1.08	
500	1.32	1.3
630	1.53	
800	1.70	
1000	1.78	1.8
1250	1.86	
1600	1.91	
2000	1.90	1.9
2500	2.00	
3150	2.11	
4000	2.15	2.2
5000	2.23	

$N_{10} = 7.6$

Client: Svenheim

Manufacturer: Svenheim

Product identification: Vesta 1800 x 650

Description of test specimen: Table screen 1800 x 650 x 40 mm consisting of a 30 x 60 mm wooden frame filled with 30 mm rockwool, covered with Kvadrat REMIX fabric laminated with 5 mm foam.

Interpolation according to ISO 20189:2018 appendix E, based on measurements:

3793-M6.txt

and

3793-M7.txt

	Height	Width
Object 1 size	650	1400
Object 2 size	650	2000
Interpolated object size	650	1800

Area difference 10 %

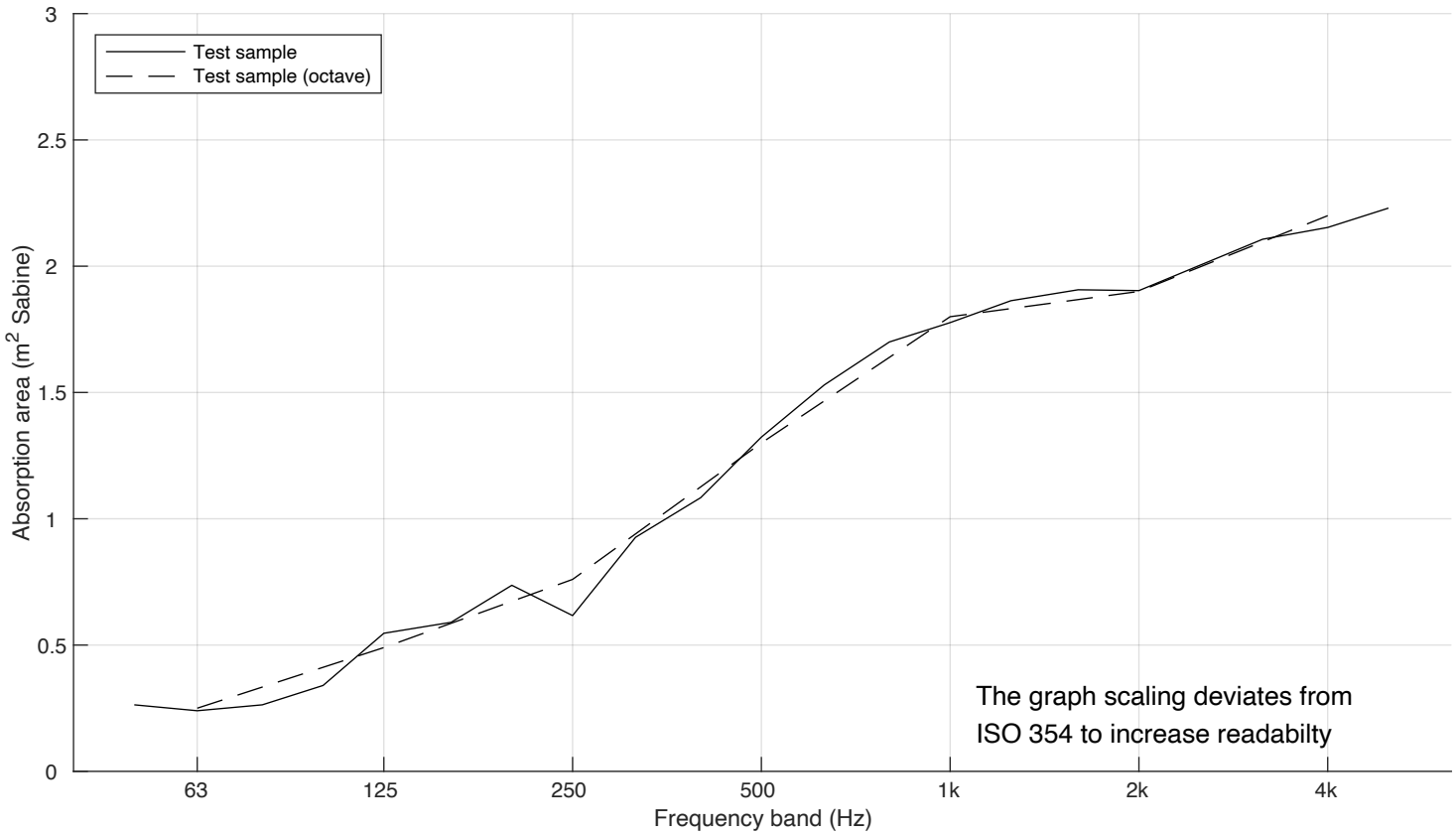

AKUSTIKVERKSTAN

Vesta floor screen 1000 x 1200

SOUND ABSORPTION AREA - CALCULATED FROM MEASUREMENTS

Calculated sound absorption area from ISO 354:2003 reverberation room measurements, evaluated according to ISO 20189:2018

Ackred. nr. 10445
Provning
ISO/IEC 17025

Report number:
3793-M20
Date
2024-10-30

Frequency f [Hz]	Sound absorption area per object [m² Sabine]	
50	0.16	
63	0.16	0.18
80	0.21	
100	0.27	
125	0.42	0.40
160	0.52	
200	0.74	
250	0.71	0.78
315	0.90	
400	1.11	
500	1.43	1.4
630	1.56	
800	1.76	
1000	1.94	1.9
1250	1.95	
1600	1.98	
2000	2.00	2.0
2500	2.09	
3150	2.13	
4000	2.17	2.2
5000	2.24	

$N_{10} = 7.3$

Client: Svenheim

Manufacturer: Svenheim

Product identification: Vesta 1000 x 1200

Description of test specimen: Floor screen 1000 x 1200 x 40 mm consisting of a 30 x 60 mm wooden frame filled with 30 mm rockwool, covered with Kvadrat REMIX fabric laminated with 5 mm foam.

Interpolation according to ISO 20189:2018 appendix E, based on measurements:

3793-M8.txt

and

3793-M9.txt

	Height	Width
Object 1 size	1200	800
Object 2 size	1700	800
Interpolated object size	1200	1000

Area difference 12 %

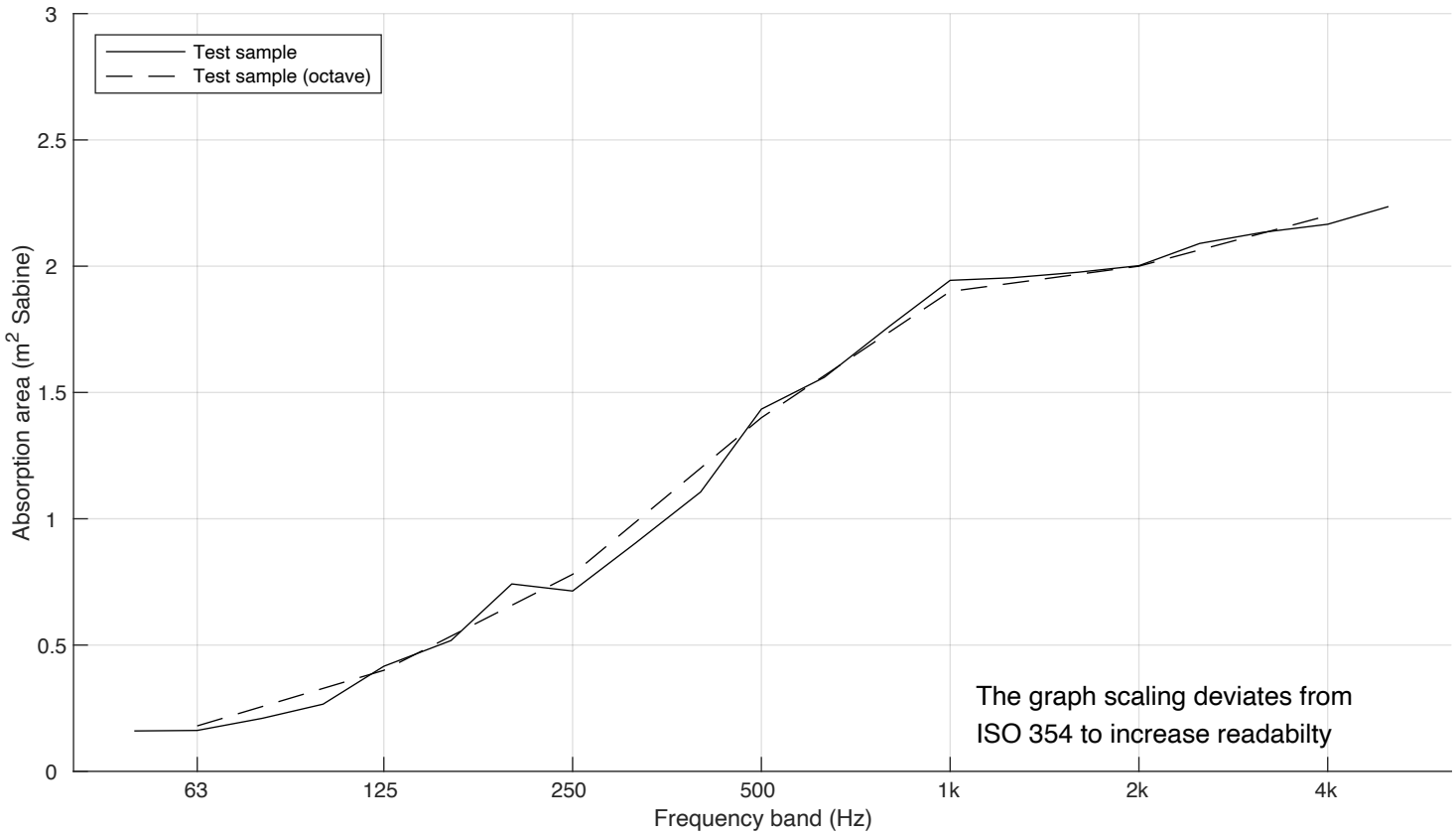

AKUSTIKVERKSTAN

Vesta floor screen 1200 x 1200

SOUND ABSORPTION AREA - CALCULATED FROM MEASUREMENTS

Calculated sound absorption area from ISO 354:2003 reverberation room measurements, evaluated according to ISO 20189:2018

Ackred. nr. 10445
Provning
ISO/IEC 17025

Report number:
3793-M21
Date
2024-10-30

Frequency f [Hz]	Sound absorption area per object [m² Sabine]	
50	0.23	
63	0.23	0.25
80	0.30	
100	0.33	
125	0.49	0.47
160	0.58	
200	0.89	
250	0.88	0.95
315	1.08	
400	1.34	
500	1.72	1.6
630	1.87	
800	2.14	
1000	2.33	2.3
1250	2.33	
1600	2.39	
2000	2.39	2.4
2500	2.49	
3150	2.57	
4000	2.64	2.6
5000	2.68	

$N_{10} = 6.1$

Client:	Svenheim
Manufacturer:	Svenheim
Product identification:	Vesta 1200 x 1200
Description of test specimen:	Floor screen 1200 x 1200 x 40 mm consisting of a 30 x 60 mm wooden frame filled with 30 mm rockwool, covered with Kvadrat REMIX fabric laminated with 5 mm foam.

Interpolation according to ISO 20189:2018 appendix E, based on measurements:

3793-M9.txt

and

3793-M10.txt

	Height	Width
Object 1 size	1700	800
Object 2 size	1200	1600
Interpolated object size	1200	1200

Area difference 6 %

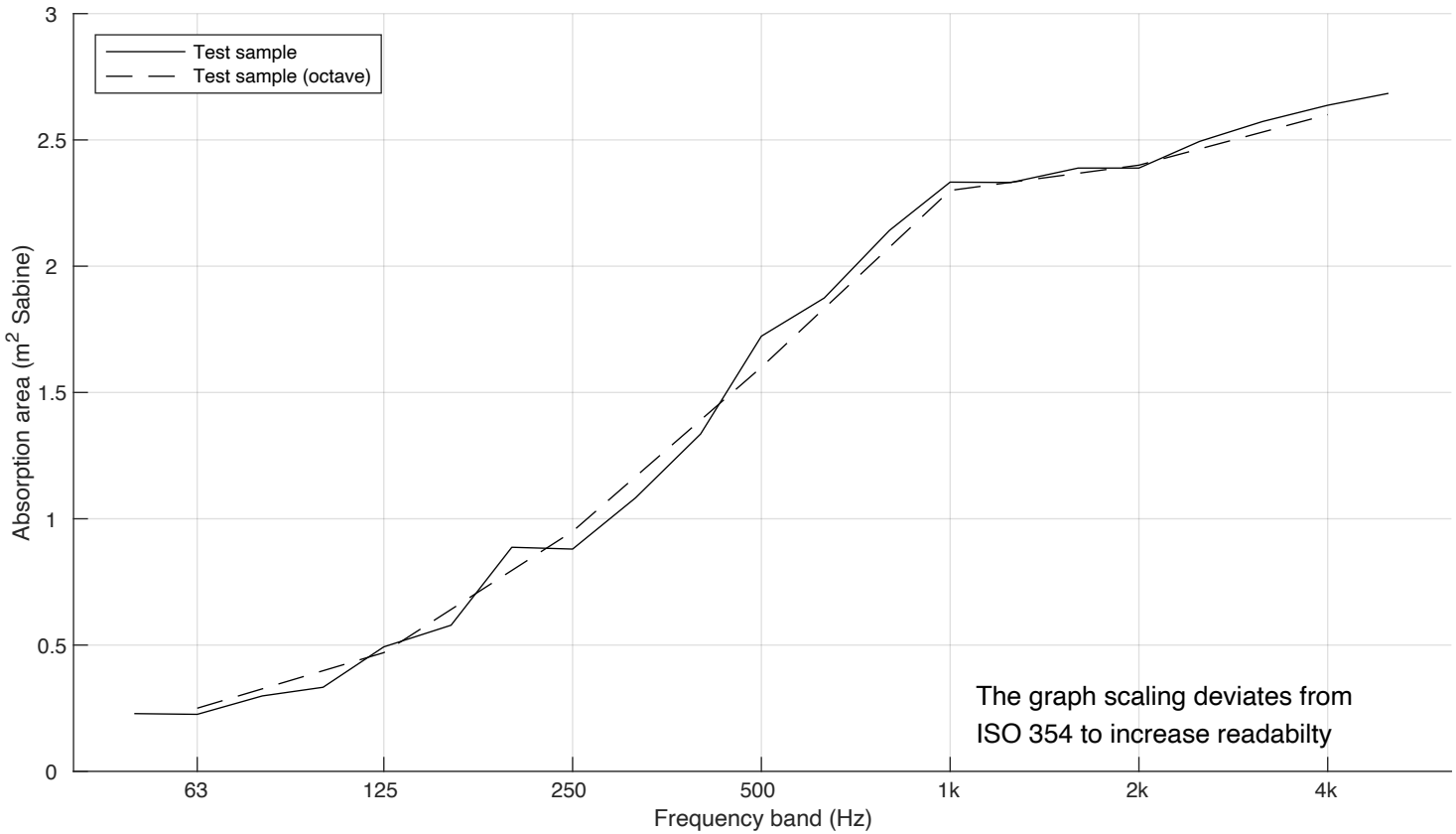

AKUSTIKVERKSTAN

Vesta floor screen 1400 x 1200

SOUND ABSORPTION AREA - CALCULATED FROM MEASUREMENTS

Calculated sound absorption area from ISO 354:2003 reverberation room measurements, evaluated according to ISO 20189:2018

Ackred. nr. 10445 Provning ISO/IEC 17025

Report number: 3793-M22

Date 2024-10-30

Frequency f [Hz]	Sound absorption area per object [m² Sabine]	
50	0.37	
63	0.33	0.36
80	0.38	
100	0.40	
125	0.65	0.57
160	0.66	
200	1.06	
250	1.09	1.1
315	1.27	
400	1.59	
500	1.94	1.9
630	2.28	
800	2.48	
1000	2.67	2.6
1250	2.64	
1600	2.77	
2000	2.74	2.8
2500	2.87	
3150	3.00	
4000	3.14	3.1
5000	3.18	

$N_{10} = 5.2$

Client: Svenheim

Manufacturer: Svenheim

Product identification: Vesta 1400 x 1200

Description of test specimen: Floor screen 1400 x 1200 x 40 mm consisting of a 30 x 60 mm wooden frame filled with 30 mm rockwool, covered with Kvadrat REMIX fabric laminated with 5 mm foam.

Interpolation according to ISO 20189:2018 appendix E, based on measurements:

3793-M9.txt

and

3793-M10.txt

	Height	Width
Object 1 size	1700	800
Object 2 size	1200	1600
Interpolated object size	1200	1400

Area difference 13 %

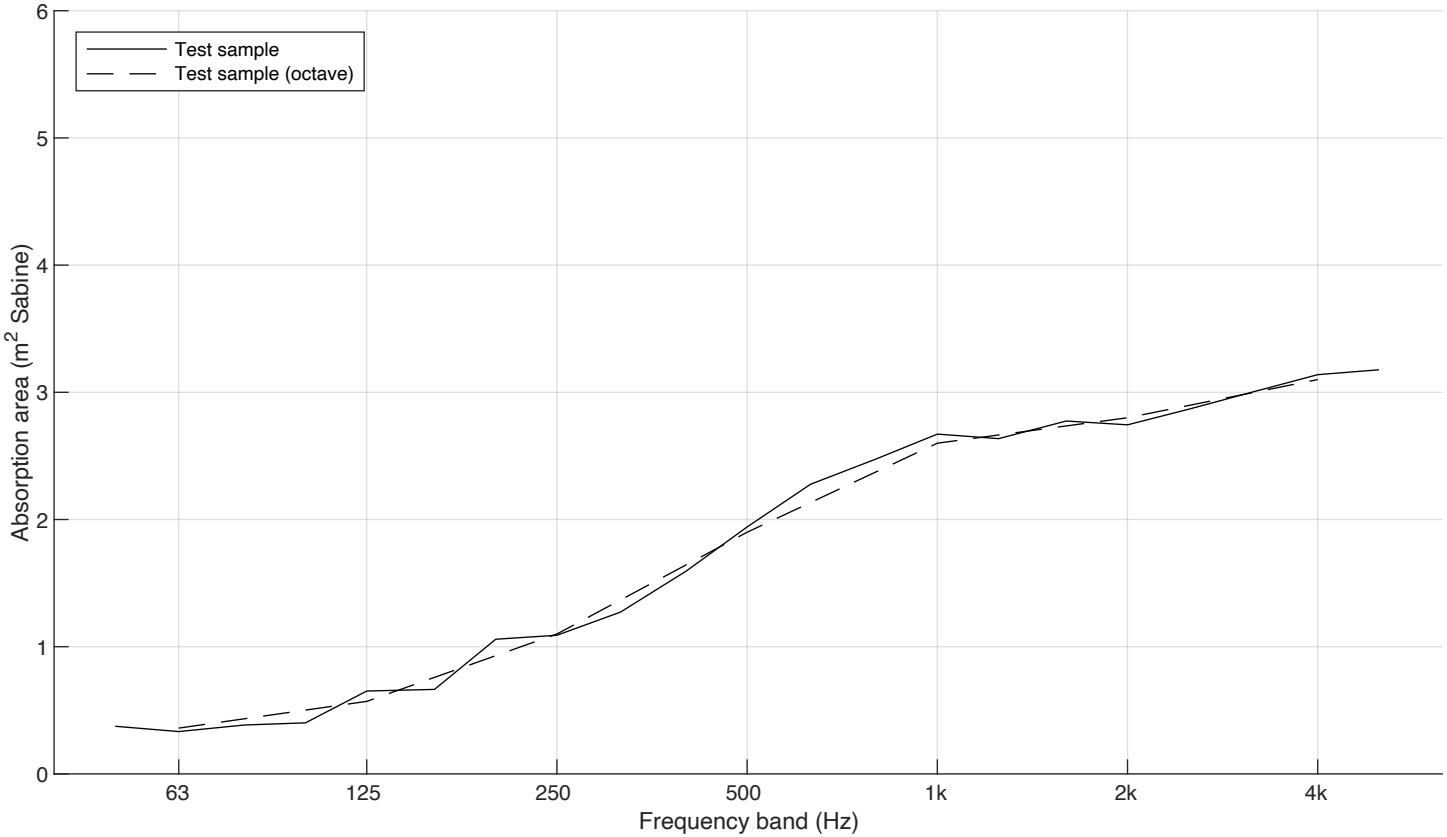

AKUSTIKVERKSTAN

Vesta floor screen 800 x 1500

SOUND ABSORPTION AREA - CALCULATED FROM MEASUREMENTS

Calculated sound absorption area from ISO 354:2003 reverberation room measurements, evaluated according to ISO 20189:2018

Ackred. nr. 10445 Provning ISO/IEC 17025

Report number: 3793-M23

Date 2024-10-30

Frequency f [Hz]	Sound absorption area per object [m² Sabine]	
50	0.16	
63	0.16	0.18
80	0.21	
100	0.27	
125	0.42	0.40
160	0.52	
200	0.74	
250	0.71	0.78
315	0.90	
400	1.11	
500	1.43	1.4
630	1.56	
800	1.76	
1000	1.94	1.9
1250	1.95	
1600	1.98	
2000	2.00	2.0
2500	2.09	
3150	2.13	
4000	2.17	2.2
5000	2.24	

$N_{10} = 7.3$

Client: Svenheim

Manufacturer: Svenheim

Product identification: Vesta 800 x 1500

Description of test specimen: Floor screen 800 x 1500 x 40 mm consisting of a 30 x 60 mm wooden frame filled with 30 mm rockwool, covered with Kvadrat REMIX fabric laminated with 5 mm foam.

Interpolation according to ISO 20189:2018 appendix E, based on measurements:

3793-M8.txt

and

3793-M9.txt

	Height	Width
Object 1 size	1200	800
Object 2 size	1700	800
Interpolated object size	1500	800

Area difference 12 %

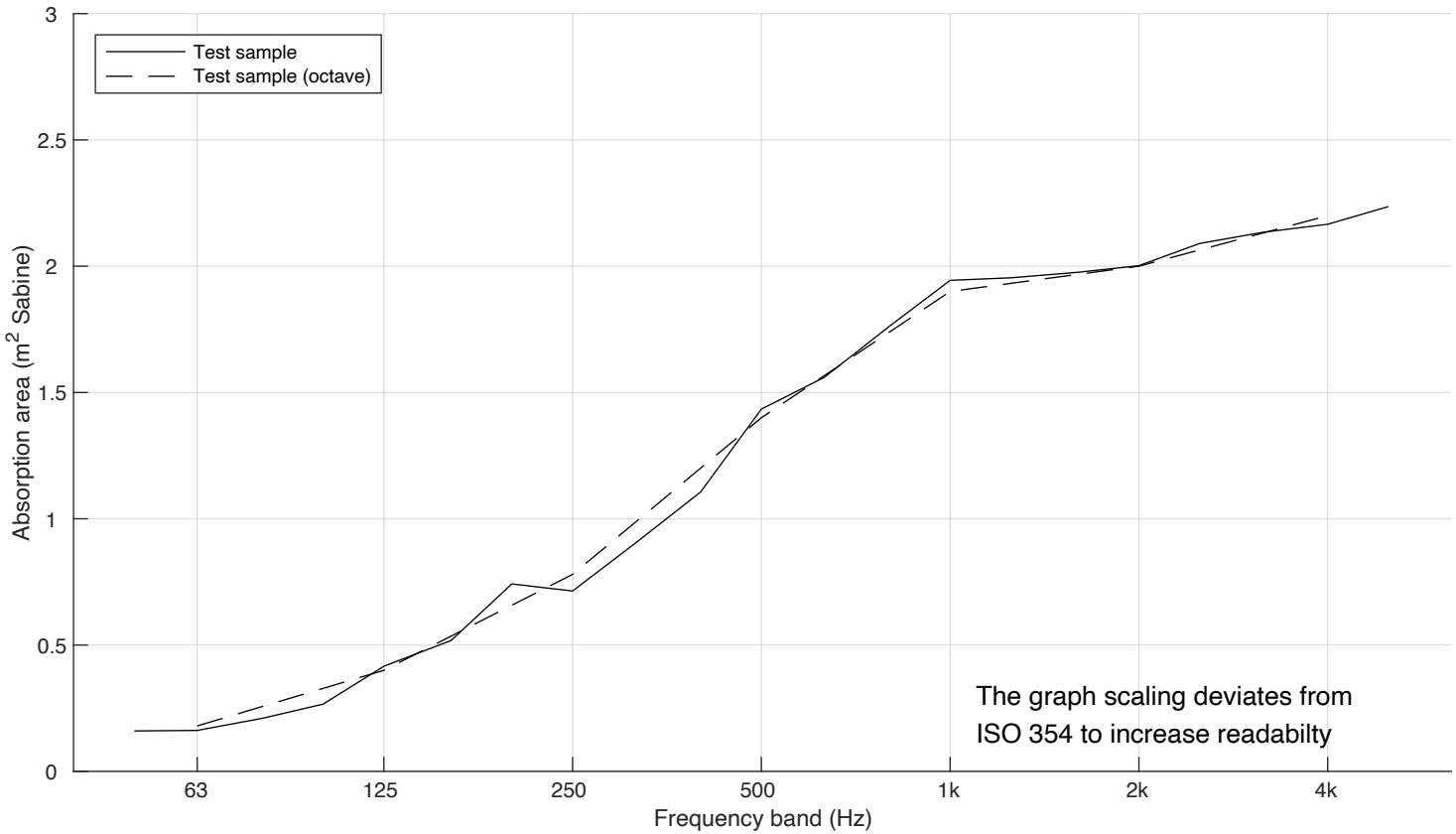

AKUSTIKVERKSTAN

Vesta floor screen 1000 x 1500

SOUND ABSORPTION AREA - CALCULATED FROM MEASUREMENTS

Calculated sound absorption area from ISO 354:2003 reverberation room measurements, evaluated according to ISO 20189:2018

Ackred. nr. 10445
Provning
ISO/IEC 17025

Report number:
3793-M24
Date
2024-10-30

Frequency f [Hz]	Sound absorption area per object [m² Sabine]	
50	0.27	
63	0.25	0.28
80	0.32	
100	0.35	
125	0.53	0.49
160	0.60	
200	0.93	
250	0.93	1.0
315	1.13	
400	1.40	
500	1.78	1.7
630	1.98	
800	2.22	
1000	2.42	2.4
1250	2.41	
1600	2.48	
2000	2.48	2.5
2500	2.59	
3150	2.68	
4000	2.76	2.8
5000	2.81	

N_{10} = 5.8

Client: Svenheim

Manufacturer: Svenheim

Product identification: Vesta 1000 x 1500

Description of test specimen: Floor screen 1000 x 1500 x 40 mm consisting of a 30 x 60 mm wooden frame filled with 30 mm rockwool, covered with Kvadrat REMIX fabric laminated with 5 mm foam.

Interpolation according to ISO 20189:2018 appendix E, based on measurements:

3793-M9.txt

and

3793-M10.txt

	Height	Width
Object 1 size	1700	800
Object 2 size	1200	1600
Interpolated object size	1500	1000

Area difference 9 %

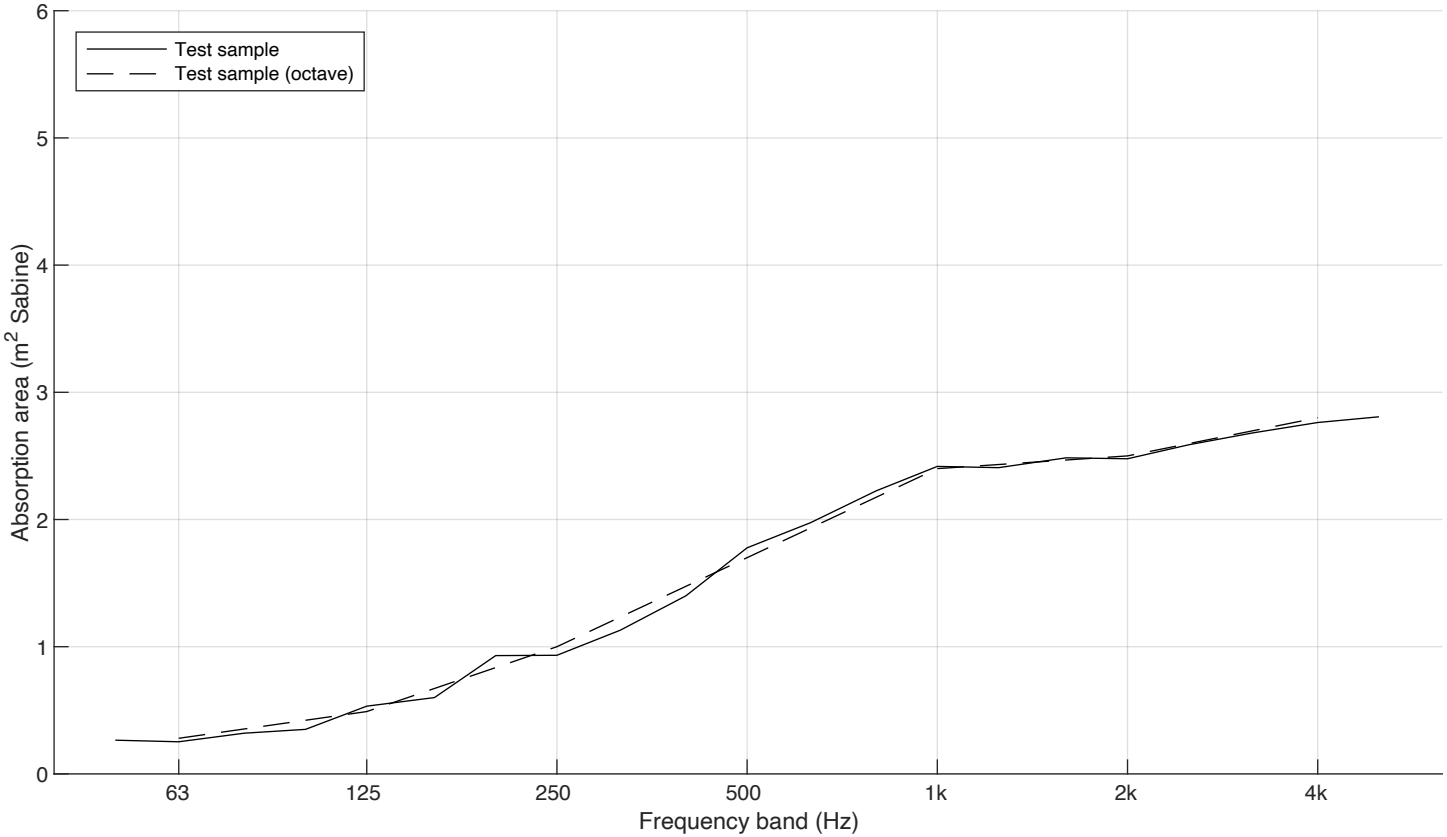

AKUSTIKVERKSTAN

Vesta floor screen 1200 x 1500

SOUND ABSORPTION AREA - CALCULATED FROM MEASUREMENTS

Calculated sound absorption area from ISO 354:2003 reverberation room measurements, evaluated according to ISO 20189:2018

Ackred. nr. 10445
Provning
ISO/IEC 17025

Report number:
3793-M25
Date
2024-10-30

Frequency f [Hz]	Sound absorption area per object [m² Sabine]	
50	0.45	
63	0.39	0.42
80	0.43	
100	0.44	
125	0.73	0.63
160	0.71	
200	1.14	
250	1.20	1.2
315	1.37	
400	1.72	
500	2.05	2.1
630	2.48	
800	2.64	
1000	2.84	2.8
1250	2.79	
1600	2.97	
2000	2.92	3.0
2500	3.05	
3150	3.22	
4000	3.39	3.3
5000	3.42	

$N_{10} = 4.8$

Client:	Svenheim
Manufacturer:	Svenheim
Product identification:	Vesta 1200 x 1500
Description of test specimen:	Floor screen 1200 x 1500 x 40 mm consisting of a 30 x 60 mm wooden frame filled with 30 mm rockwool, covered with Kvadrat REMIX fabric laminated with 5 mm foam.

Interpolation according to ISO 20189:2018 appendix E, based on measurements:

3793-M9.txt

and

3793-M10.txt

	Height	Width
Object 1 size	1700	800
Object 2 size	1200	1600
Interpolated object size	1500	1200

Area difference 6 %

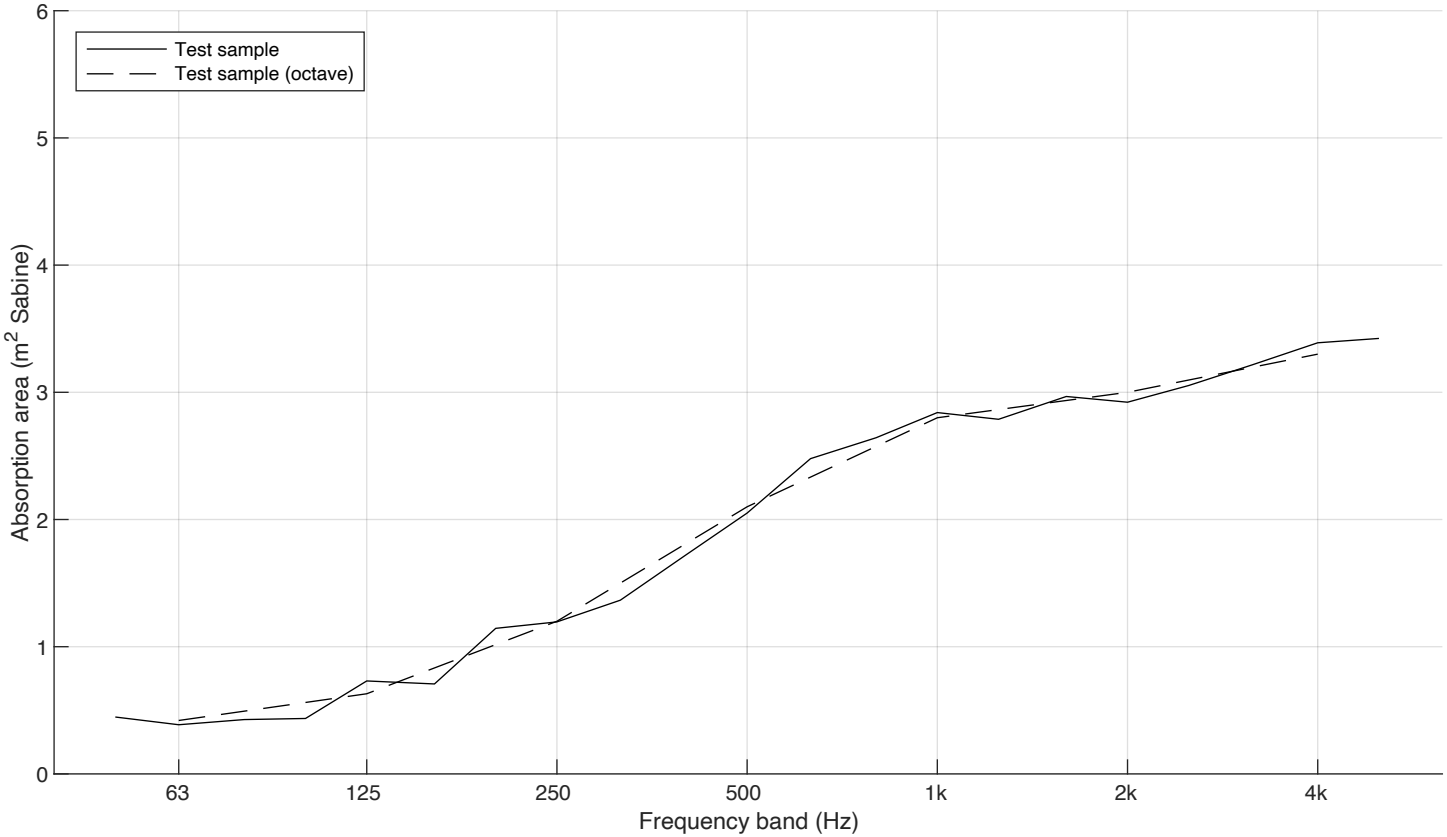

AKUSTIKVERKSTAN

Vesta floor screen 1400 x 1500

SOUND ABSORPTION AREA - CALCULATED FROM MEASUREMENTS

Calculated sound absorption area from ISO 354:2003 reverberation room measurements, evaluated according to ISO 20189:2018

Ackred. nr. 10445 Provning ISO/IEC 17025

Report number: 3793-M26

Date 2024-10-30

Frequency f [Hz]	Sound absorption area per object [m² Sabine]	
50	0.56	
63	0.47	0.51
80	0.50	
100	0.52	
125	0.86	0.74
160	0.83	
200	1.31	
250	1.42	1.4
315	1.58	
400	2.05	
500	2.39	2.5
630	2.95	
800	3.03	
1000	3.22	3.2
1250	3.23	
1600	3.43	
2000	3.42	3.5
2500	3.55	
3150	3.76	
4000	3.92	3.9
5000	3.97	

$N_{10} = 4.1$

Client:	Svenheim
Manufacturer:	Svenheim
Product identification:	Vesta 1400 x 1500
Description of test specimen:	Floor screen 1400 x 1500 x 40 mm consisting of a 30 x 60 mm wooden frame filled with 30 mm rockwool, covered with Kvadrat REMIX fabric laminated with 5 mm foam.

Interpolation according to ISO 20189:2018 appendix E, based on measurements:

3793-M10.txt

and

3793-M11.txt

	Height	Width
Object 1 size	1200	1600
Object 2 size	1700	1600
Interpolated object size	1500	1400

Area difference 9 %

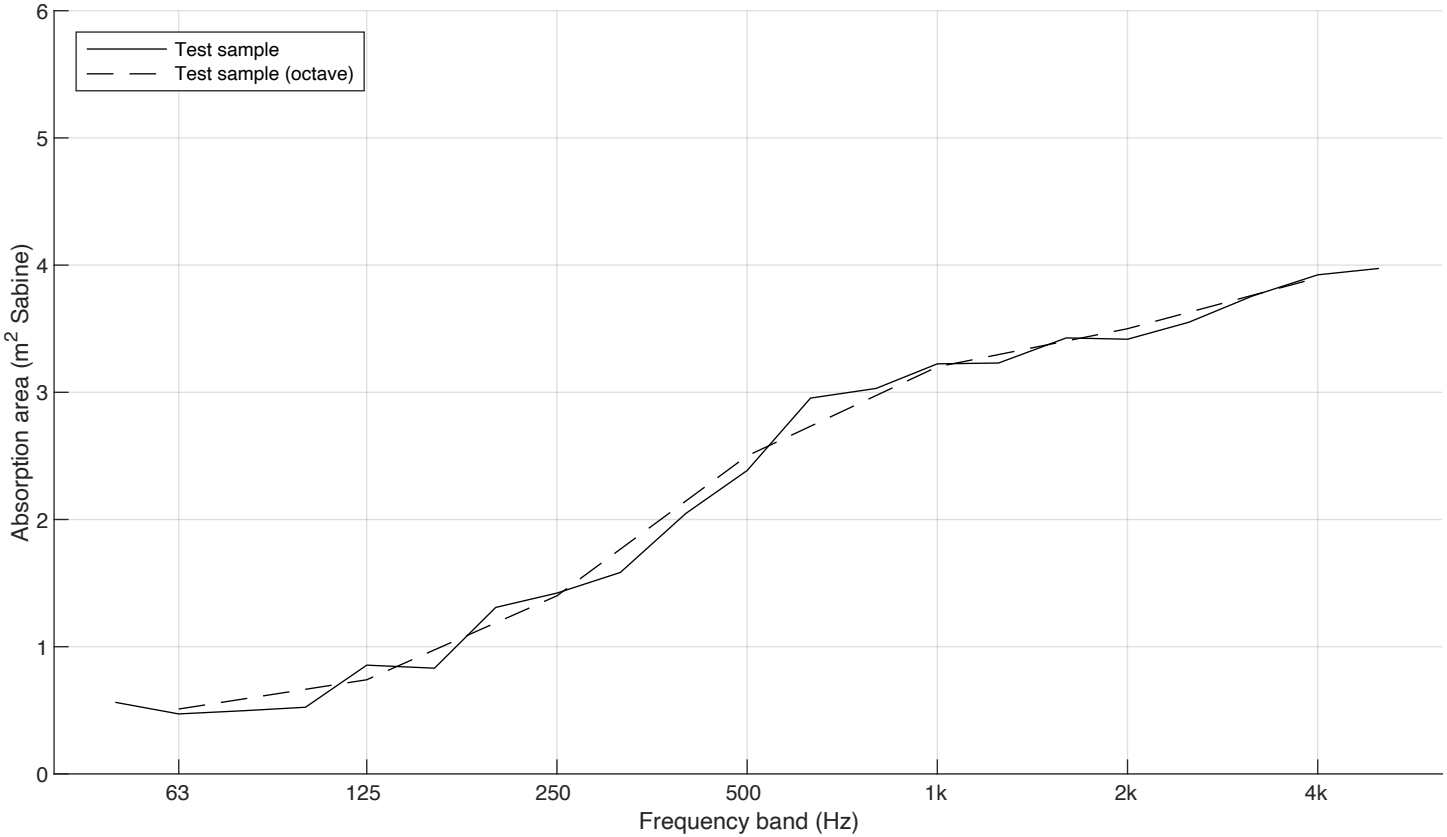

AKUSTIKVERKSTAN

Vesta floor screen 1600 x 1500

SOUND ABSORPTION AREA - CALCULATED FROM MEASUREMENTS

Calculated sound absorption area from ISO 354:2003 reverberation room measurements, evaluated according to ISO 20189:2018

Ackred. nr. 10445
Provning
ISO/IEC 17025

Report number:
3793-M27
Date
2024-10-30

Frequency f [Hz]	Sound absorption area per object [m² Sabine]	
50	0.63	
63	0.52	0.56
80	0.54	
100	0.61	
125	0.93	0.84
160	0.97	
200	1.44	
250	1.62	1.6
315	1.79	
400	2.38	
500	2.76	2.9
630	3.41	
800	3.40	
1000	3.58	3.6
1250	3.71	
1600	3.87	
2000	3.95	4.0
2500	4.07	
3150	4.30	
4000	4.40	4.4
5000	4.48	

$N_{10} = 3.5$

Client:	Svenheim
Manufacturer:	Svenheim
Product identification:	Vesta 1600 x 1500
Description of test specimen:	Floor screen 1600 x 1500 x 40 mm consisting of a 30 x 60 mm wooden frame filled with 30 mm rockwool, covered with Kvadrat REMIX fabric laminated with 5 mm foam.

Interpolation according to ISO 20189:2018 appendix E, based on measurements:

3793-M10.txt

and

3793-M11.txt

	Height	Width
Object 1 size	1200	1600
Object 2 size	1700	1600
Interpolated object size	1500	1600

Area difference 12 %

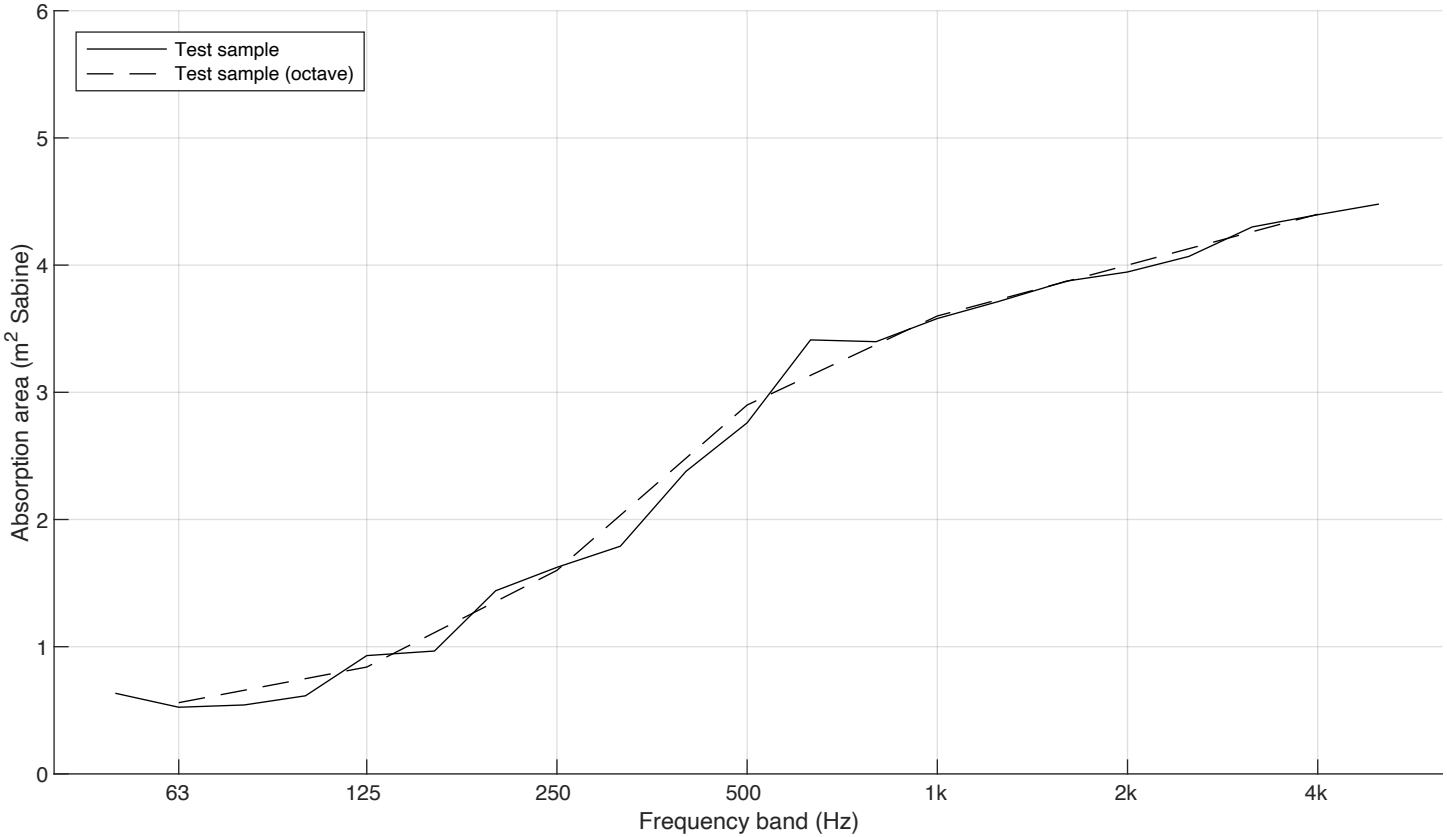

AKUSTIKVERKSTAN

Vesta floor screen 1000 x 1700

SOUND ABSORPTION AREA - CALCULATED FROM MEASUREMENTS

Calculated sound absorption area from ISO 354:2003 reverberation room measurements, evaluated according to ISO 20189:2018

Ackred. nr. 10445 Provning ISO/IEC 17025

Report number: 3793-M28

Date 2024-10-30

Frequency f [Hz]	Sound absorption area per object [m² Sabine]	
50	0.39	
63	0.34	0.37
80	0.39	
100	0.41	
125	0.66	0.58
160	0.67	
200	1.07	
250	1.11	1.2
315	1.29	
400	1.61	
500	1.96	2.0
630	2.31	
800	2.50	
1000	2.70	2.6
1250	2.66	
1600	2.81	
2000	2.77	2.8
2500	2.90	
3150	3.04	
4000	3.18	3.1
5000	3.22	

N_{10} = 5.1

Client:	Svenheim
Manufacturer:	Svenheim
Product identification:	Vesta 1000 x 1700
Description of test specimen:	Floor screen 1000 x 1700 x 40 mm consisting of a 30 x 60 mm wooden frame filled with 30 mm rockwool, covered with Kvadrat REMIX fabric laminated with 5 mm foam.

Interpolation according to ISO 20189:2018 appendix E, based on measurements:

3793-M9.txt

and

3793-M10.txt

	Height	Width
Object 1 size	1700	800
Object 2 size	1200	1600
Interpolated object size	1700	1000

Area difference 11 %

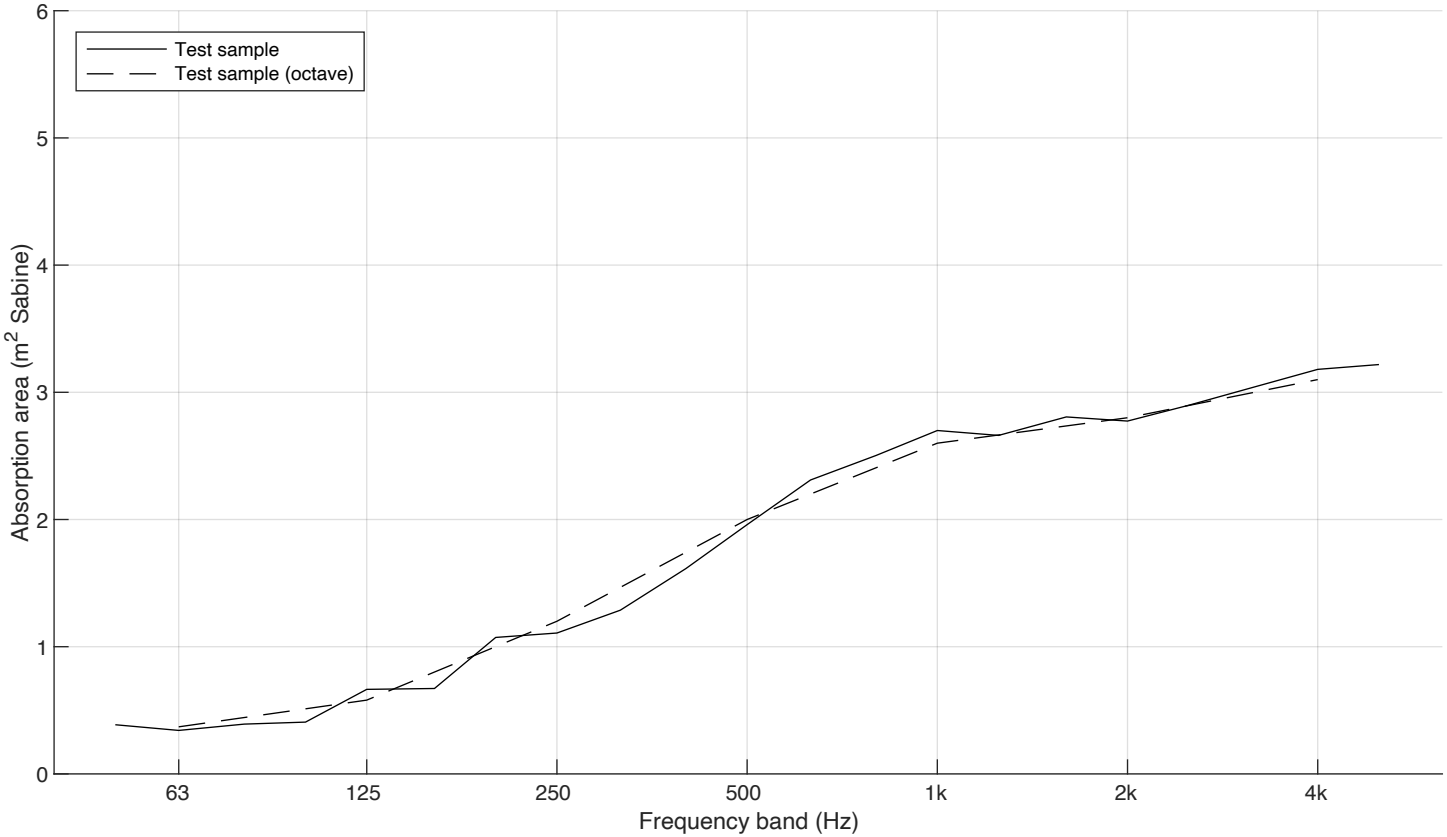

AKUSTIKVERKSTAN

Vesta floor screen 1200 x 1700

SOUND ABSORPTION AREA - CALCULATED FROM MEASUREMENTS

Calculated sound absorption area from ISO 354:2003 reverberation room measurements, evaluated according to ISO 20189:2018

Ackred. nr. 10445
Provning
ISO/IEC 17025

Report number:
3793-M29
Date
2024-10-30

Frequency f [Hz]	Sound absorption area per object [m² Sabine]	
50	0.55	
63	0.46	0.50
80	0.49	
100	0.51	
125	0.84	0.72
160	0.80	
200	1.28	
250	1.38	1.4
315	1.54	
400	1.98	
500	2.31	2.4
630	2.86	
800	2.96	
1000	3.15	3.1
1250	3.13	
1600	3.34	
2000	3.31	3.4
2500	3.45	
3150	3.65	
4000	3.83	3.8
5000	3.87	

$N_{10} = 4.2$

Client:	Svenheim
Manufacturer:	Svenheim
Product identification:	Vesta 1200 x 1700
Description of test specimen:	Floor screen 1200 x 1700 x 40 mm consisting of a 30 x 60 mm wooden frame filled with 30 mm rockwool, covered with Kvadrat REMIX fabric laminated with 5 mm foam.

Interpolation according to ISO 20189:2018 appendix E, based on measurements:

3793-M10.txt

and

3793-M11.txt

	Height	Width
Object 1 size	1200	1600
Object 2 size	1700	1600
Interpolated object size	1700	1200

Area difference 6 %

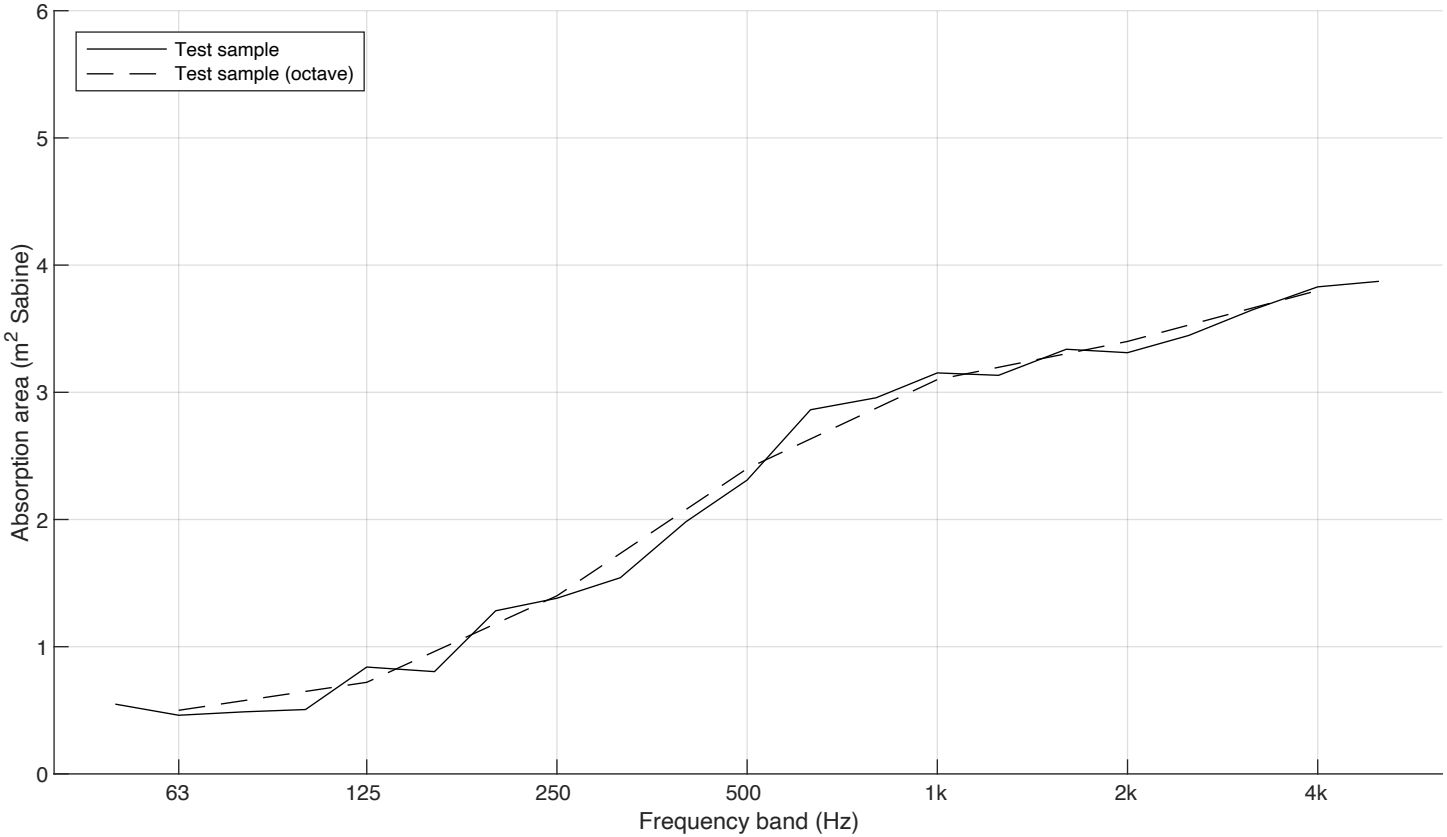

AKUSTIKVERKSTAN

Vesta floor screen 1400 x 1700

SOUND ABSORPTION AREA - CALCULATED FROM MEASUREMENTS

Calculated sound absorption area from ISO 354:2003 reverberation room measurements, evaluated according to ISO 20189:2018

Ackred. nr. 10445
Provning
ISO/IEC 17025

Report number:
3793-M30
Date
2024-10-31

Frequency f [Hz]	Sound absorption area per object [m² Sabine]	
50	0.63	
63	0.52	0.56
80	0.54	
100	0.61	
125	0.93	0.83
160	0.96	
200	1.43	
250	1.61	1.6
315	1.78	
400	2.36	
500	2.74	2.8
630	3.38	
800	3.37	
1000	3.56	3.5
1250	3.68	
1600	3.84	
2000	3.91	3.9
2500	4.03	
3150	4.26	
4000	4.36	4.4
5000	4.45	

$N_{10} = 3.5$

Client:	Svenheim
Manufacturer:	Svenheim
Product identification:	Vesta 1400 x 1700
Description of test specimen:	Floor screen 1400 x 1700 x 40 mm consisting of a 30 x 60 mm wooden frame filled with 30 mm rockwool, covered with Kvadrat REMIX fabric laminated with 5 mm foam.

Interpolation according to ISO 20189:2018 appendix E, based on measurements:

3793-M10.txt

and

3793-M11.txt

	Height	Width
Object 1 size	1200	1600
Object 2 size	1700	1600
Interpolated object size	1700	1400

Area difference 13 %

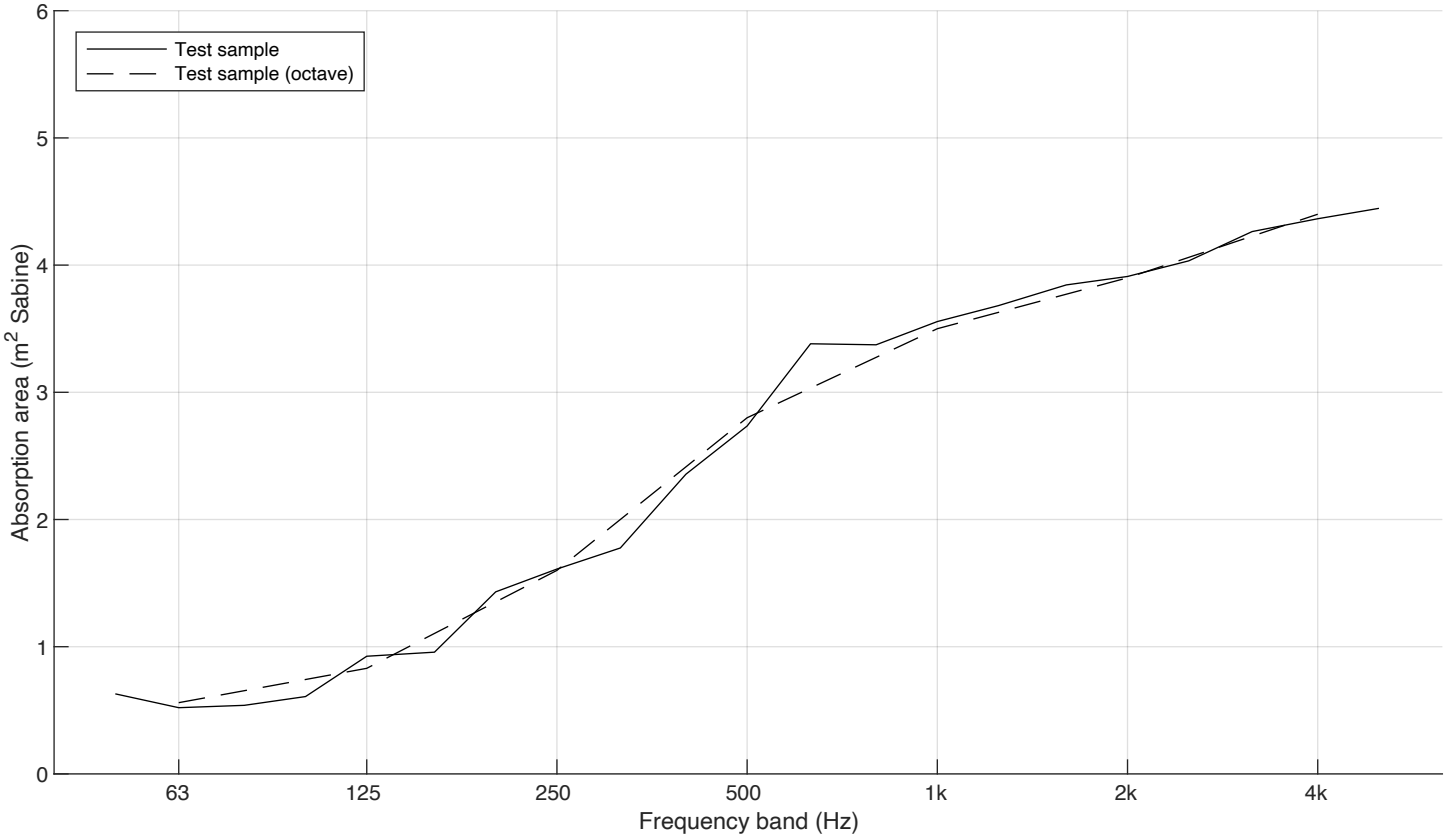

AKUSTIKVERKSTAN